

Election Reconciliation - Official Totals



County Colorado Election Name General
 Registered Voters 14,376 Election Date November 08, 2022

1. Voters <small>(from election rosters and lists)</small>	
A. Early voting in person voters	4,469
B. Election day in person voters	2,775
C. Mail ballot voters	388
D. Provisional ballots submitted	54
E. Total voters (A+B+C+D)	7,686

2. Rejected ballots	
F. Mail ballots rejected	15
G. Provisional ballots rejected	28
H. Total ballots rejected (F+G)	43

3. Counted ballots <small>(from tabulation software)</small>	
I. Early voting ballots counted	4,462
J. Election day ballots counted	2,779
K. Mail ballots counted	373
L. Provisional ballots counted	26
M. Total ballots counted (I+J+K+L)	7,640

4. Comparison of voters and counted ballots				
N. Difference between voters and ballots (E-H-M)	-3			
O. Difference as percentage of voters (N+(E-H)*100)	_____ %			
P. Explanation for difference, if any	<table border="1" style="width: 100%;"> <tr> <td style="padding: 2px;">Fleeing Voter</td> </tr> <tr> <td style="height: 20px;"> </td> </tr> <tr> <td style="height: 20px;"> </td> </tr> </table>	Fleeing Voter		
Fleeing Voter				

5. Attestation	
Q. "I certify that the information contained in this document accurately reflects the official reconciliation of votes and voters from the above stated election"	
 Presiding judge signature	Amber Bocerra <u>11-18-22</u> Print name Date
 James M. Billings <u>11-18-22</u> Print name Date	

6. Mail ballots	
R. Mail ballots sent	403
S. Mail ballots not returned by voter	30
T. Mail ballots surrendered	2

7. Provisional ballots	
U. Provisional ballots deemed incomplete	0

EARLY VOTING BREAKDOWN
 3,122 Annex
 887 Weimar
 438 EL
 22 Limited Ballots

Austin County 208/CISD
 5 Voters - Combo Form

14 Rejected Applications

COURT ORDER

STATE OF TEXAS §

COUNTY OF

COLORADO§

BE IT REMEMBERED, at a meeting of the Commissioners Court of Colorado County,

Texas, held on the 22th day of November, 2022, on motion made by

Judge Ty Prause, and seconded by

Commissioner Darrell Gertson, the following Order was adopted:

WHEREAS, THE MATTER TO BE CONSIDERED IS THE CANVASSING OF THE RESULTS OF THE GENERAL ELECTION HELD ON NOVEMBER 8, 2022, for the purpose of electing State and District Officers, Members of Congress, Members of the Legislature, County and Precinct Officers **RESULTS BEING AS FOLLOWS:**

SEE ATTACHED COPY


WHEREAS, the Commissioners Court wishes to ratify the appointments made by and the actions taken by the Colorado County Elections Administrator (the "Elections Administrator") with respect to the Election; and

IT IS THEREFORE ORDERED, ADJUDGED AND DECREED by the Commissioners Court of Colorado County, Texas, that the returns be certified and reported to the Texas Secretary of State in accordance with the Texas Election Code and the actions taken by the Elections Administrator are hereby ratified and affirmed.

DONE IN OPEN COURT this the 22nd day of November 2022.


Ty Prause
Colorado County Judge

Recommended by: 
Rebecka LaCourse
Elections Administrator

Attest: 
Colorado County Clerk



CANVASS OF GENERAL ELECTION

I, Rebecka Kay LaCourse, Election Administrator

Of Colorado County, Texas, met with Colorado County Commissioner's Court
(body acting as canvassing board)

sitting as the canvassing board to canvass the general election of November 08, 2022

on November 22, 2022 at 400 Spring St, Columbus, Texas.

I certify that the figures on the tally sheets correspond with the figures on the returns.

Witness my hand this 22nd day of November, 2022.



Rebecka Kay LaCourse
Presiding Officer of Canvassing Authority

**CERTIFICATION OF UNOPPOSED COUNTY AND PRECINCT CANDIDATES
 CERTIFICACIÓN DE CANDIDATOS ÚNICOS
 PARA OTRAS SUBDIVISIONES POLITICAS (NO EL CONDADO)**

As the authority responsible for having the official ballot prepared, I hereby certify that the following candidates are unopposed for election to office for the election scheduled to be held on November 08, 2022.

Como autoridad a cargo de la preparación de la boleta de votación oficial, por la presente certifico que los siguientes candidatos son candidatos únicos para elección para un cargo en la elección que se llevará a cabo el November 08, 2022.

List offices and names of candidates:
 Lista de cargos y nombres de los candidatos:

Office(s) Cargo(s)	Candidate(s) Candidato(s)	
County Judge	<i>Juez del condado</i>	Ty Prause
District Clerk	<i>Secretario de distrito</i>	Valerie Dunn Harmon
County Clerk	<i>Secretario del condado</i>	Kimberly Menke
County Treasurer	<i>Tesorero del condado</i>	Joyce Guthmann
County Surveyor	<i>Topografo del condado</i>	Matthew Loessin
County Commissioner Precinct 2	<i>Precinto 2 del Comisionado del condado</i>	Ryan P. Brandt
County Commissioner Precinct 4	<i>Precinto 4 del Comisionado del condado</i>	Darrell D. Gertson
Justice of the Peace Precinct 2	<i>Juzgado de Paz Precinto 2</i>	Boe Reeves
Justice of the Peace Precinct 1	<i>Juzgado de Paz Precinto 1</i>	Billy Hefner
Justice of the Peace Precinct 3	<i>Juzgado de Paz Precinto 3</i>	Francis J. Truchard
Justice of the Peace Precinct 4	<i>Juzgado de Paz Precinto 4</i>	Stan Warfield

Accordingly, pursuant to Section 2.056, Texas Election Code, the above candidates are declared elected and their names will be listed on the general election ballot after the contested races under the heading "Unopposed Candidates Declared Elected."

Rebecca Lalouise
 Signature (Firma)

Rebecca Lalouise
 Printed name (Nombre en letra de molde)

Election Administrator
 Title (Puesto)

August 23, 2022
 Date of signing (Fecha de firma)



(Seal) (sello)

Texas Secretary of State

Canvass Report

2022 NOVEMBER 8TH GENERAL ELECTION

November 08, 2022

Total # of Voters Voted: 7,640
Provisional Votes Cast: 55

Votes

U. S. REPRESENTATIVE DISTRICT 10

Michael Mccaul	REP	<u>6,070</u>
Linda Nuno	DEM	<u>1,289</u>
Bill Kelsey	LIB	<u>106</u>

I, REBECKA LACOURSE, County Election Administrator (Senior) do hereby certify the returns as shown on the official canvass statement are true and correct as certified by the County Commissioners Court.

Rebecka Lacourse
Signature

11/22/2022
Date



Texas Secretary of State

Canvass Report

2022 NOVEMBER 8TH GENERAL ELECTION

November 08, 2022

Total # of Voters Voted: 7,640
Provisional Votes Counted: 26

Votes

GOVERNOR

Greg Abbott	REP	<u>6,084</u>
Beto O'Rourke	DEM	<u>1,395</u>
Mark Tippetts	LIB	<u>50</u>
Delilah Barrios	GRE	<u>17</u>
Jacqueline Abernathy	WRI	<u>0</u>
Mark V Goloby	WRI	<u>0</u>

I, REBECKA LACOURSE, County Election Administrator (Senior) do hereby certify the returns as shown on the official canvass statement are true and correct as certified by the County Commissioners Court.

Rebecka Lacourse 11/22/22
Signature Date



Texas Secretary of State

Canvass Report

2022 NOVEMBER 8TH GENERAL ELECTION

November 08, 2022

Total # of Voters Voted: 7,640
Provisional Votes Counted: 26

Votes

LIEUTENANT GOVERNOR

Dan Patrick

REP

5,956

Mike Collier

DEM

1,441

Shanna Steele

LIB

130

I, REBECCA LACOURSE, County Election Administrator (Senior) do hereby certify the returns as shown on the official canvass statement are true and correct as certified by the County Commissioners Court.

Rebecca Lacourse
Signature

11/22/22
Date



Texas Secretary of State

Canvass Report

2022 NOVEMBER 8TH GENERAL ELECTION

November 08, 2022

Total # of Voters Voted: 7,640
Provisional Votes Cast: 55

Votes

ATTORNEY GENERAL

Ken Paxton	REP	<u>5,945</u>
Rochelle Mercedes Garza	DEM	<u>1,403</u>
Mark Ash	LIB	<u>149</u>

I, REBECKA LACOURSE, County Election Administrator (Senior) do hereby certify the returns as shown on the official canvass statement are true and correct as certified by the County Commissioners Court.

Rebecka Lacourse
Signature

11/22/2022
Date



Texas Secretary of State

Canvass Report

2022 NOVEMBER 8TH GENERAL ELECTION

November 08, 2022

Total # of Voters Voted: 7,640
Provisional Votes Cast: 55

Votes

COMPTROLLER OF PUBLIC ACCOUNTS

Glenn Hegar	REP	<u>6,111</u>
Janet T. Dudding	DEM	<u>1,282</u>
V. Alonzo Echevarria-Garza	LIB	<u>105</u>

I, REBECCA LACOURSE, County Election Administrator (Senior) do hereby certify the returns as shown on the official canvass statement are true and correct as certified by the County Commissioners Court.

Rebecca Lacourse
Signature

11/22/2022
Date



Texas Secretary of State

Canvass Report

2022 NOVEMBER 8TH GENERAL ELECTION

November 08, 2022

Total # of Voters Voted: 7,640
Provisional Votes Cast: 55

Votes

COMMISSIONER OF THE GENERAL LAND OFFICE

Dawn Buckingham	REP	<u>6,005</u>
Jay Kleberg	DEM	<u>1,367</u>
Alfred Molison, Jr	GRE	<u>65</u>
Carrie Evelyn Menger	WRI	<u>1</u>

I, REBECKA LACOURSE, County Election Administrator (Senior) do hereby certify the returns as shown on the official canvass statement are true and correct as certified by the County Commissioners Court.

Rebecka Lacourse
Signature

11/22/2022
Date



Texas Secretary of State

Canvass Report
2022 NOVEMBER 8TH GENERAL ELECTION
November 08, 2022

Total # of Voters Voted: 7,640
Provisional Votes Cast: 55

Votes


COMMISSIONER OF AGRICULTURE

Sid Miller	REP	<u>6,052</u>
Susan Hays	DEM	<u>1,409</u>

I, REBECCA LACOURSE, County Election Administrator (Senior) do hereby certify the returns as shown on the official canvass statement are true and correct as certified by the County Commissioners Court.

Rebecca Lacourse
Signature

11/22/2022
Date



Texas Secretary of State

Canvass Report

2022 NOVEMBER 8TH GENERAL ELECTION

November 08, 2022

Total # of Voters Voted: 7,640
Provisional Votes Cast: 55

Votes

RAILROAD COMMISSIONER

Wayne Christian	REP	<u>5,963</u>
Luke Warford	DEM	<u>1,302</u>
Jaime Andres Diez	LIB	<u>133</u>
Hunter Wayne Crow	GRE	<u>46</u>

I, REBECKA LACOURSE, County Election Administrator (Senior) do hereby certify the returns as shown on the official canvass statement are true and correct as certified by the County Commissioners Court.

Rebecka Lacourse
Signature

11/22/2022
Date



Texas Secretary of State

Canvass Report

2022 NOVEMBER 8TH GENERAL ELECTION

November 08, 2022

Total # of Voters Voted: 7,640
Provisional Votes Cast: 55

Votes

JUSTICE, SUPREME COURT, PLACE 3

Debra Lehrmann	REP	<u>6,027</u>
Erin A. Nowell	DEM	<u>1,316</u>
Thomas Edward Oxford	LIB	<u>96</u>

I, REBECKA LACOURSE, County Election Administrator (Senior) do hereby certify the returns as shown on the official canvass statement are true and correct as certified by the County Commissioners Court.

Rebecka Lacourse
Signature

11/22/2022
Date



Texas Secretary of State

Canvass Report

2022 NOVEMBER 8TH GENERAL ELECTION

November 08, 2022

Total # of Voters Voted: 7,640
Provisional Votes Cast: 55

Votes

JUSTICE, SUPREME COURT, PLACE 5

Rebeca Huddle

REP

6,064

Amanda Reichel


DEM

1,360

I, REBECCA LACOURSE, County Election Administrator (Senior) do hereby certify the returns as shown on the official canvass statement are true and correct as certified by the County Commissioners Court.

Rebecca Lacourse
Signature

11/22/2022
Date



Texas Secretary of State

Canvass Report
2022 NOVEMBER 8TH GENERAL ELECTION
November 08, 2022

Total # of Voters Voted: 7,640
Provisional Votes Cast: 55

Votes

JUSTICE, SUPREME COURT, PLACE 9

Evan Young

REP

6,620

Julia Maldonado


DEM

1,386

I, REBECKA LACOURSE, County Election Administrator (Senior) do hereby certify the returns as shown on the official canvass statement are true and correct as certified by the County Commissioners Court.

Rebecka Lacourse
Signature

11/22/2022
Date



Texas Secretary of State

Canvass Report

2022 NOVEMBER 8TH GENERAL ELECTION

November 08, 2022

Total # of Voters Voted: 7,640
Provisional Votes Cast: 55

Votes

JUDGE, COURT OF CRIMINAL APPEALS PLACE 5

Scott Walker

REP

6,026

Dana Huffman

DEM

1,382

I, REBECKA LACOURSE, County Election Administrator (Senior) do hereby certify the returns as shown on the official canvass statement are true and correct as certified by the County Commissioners Court.

Rebecka Lacourse 11/22/2022
Signature Date



Texas Secretary of State

Canvass Report

2022 NOVEMBER 8TH GENERAL ELECTION

November 08, 2022

Total # of Voters Voted: 7,640
Provisional Votes Cast: 55

Votes

JUDGE, COURT OF CRIMINAL APPEALS PLACE 6

Jesse F. McClure, Iii

REP

6,053

Robert Johnson

DEM

1,352

I, REBECKA LACOURSE, County Election Administrator (Senior) do hereby certify the returns as shown on the official canvass statement are true and correct as certified by the County Commissioners Court.

Rebecka Lacourse
Signature

11/22/2022
Date



Texas Secretary of State

Canvass Report

2022 NOVEMBER 8TH GENERAL ELECTION

November 08, 2022


Total # of Voters Voted: 7,640
Provisional Votes Cast: 55 Votes

STATE SENATOR, DISTRICT 17

Joan Huffman	REP	<u>6,072</u>
Titus Benton	DEM	<u>1,330</u>

I, REBECKA LACOURSE, County Election Administrator (Senior) do hereby certify the returns as shown on the official canvass statement are true and correct as certified by the County Commissioners Court.

Rebecka Lacourse 11/22/2022
Signature Date



Texas Secretary of State

Canvass Report

2022 NOVEMBER 8TH GENERAL ELECTION

November 08, 2022

Total # of Voters Voted: 7,640
Provisional Votes Cast: 55

Votes

STATE REPRESENTATIVE DISTRICT 85

Stan Kitzman	REP	<u>5,974</u>
Larry E. Baggett	DEM	<u>1,306</u>
Michael L. Miller	LIB	<u>133</u>

I, REBECKA LACOURSE, County Election Administrator (Senior) do hereby certify the returns as shown on the official canvass statement are true and correct as certified by the County Commissioners Court.

Rebecka Lacourse
Signature

11/22/2022
Date



Texas Secretary of State

Canvass Report

2022 NOVEMBER 8TH GENERAL ELECTION

November 08, 2022

Total # of Voters Voted: 7,640
Provisional Votes Cast: 55

Votes

CHIEF JUSTICE, 1ST COURT OF APPEALS DISTRICT

Terry Adams	REP	<u>6,009</u>
Julie Countiss	DEM	<u>1,316</u>
Ted Wood	IND	<u>87</u>

I, REBECKA LACOURSE, County Election Administrator (Senior) do hereby certify the returns as shown on the official canvass statement are true and correct as certified by the County Commissioners Court.

Rebecka Lacourse
Signature

11/22/2022
Date



Texas Secretary of State

Canvass Report
2022 NOVEMBER 8TH GENERAL ELECTION
November 08, 2022

Total # of Voters Voted: 7,640
Provisional Votes Cast: 55

Votes

JUSTICE, 1ST COURT OF APPEALS DISTRICT, PLACE 4

April Farris

REP

6,020

Mike Engelhart

DEM

1,371

I, REBECCA LACOURSE, County Election Administrator (Senior) do hereby certify the returns as shown on the official canvass statement are true and correct as certified by the County Commissioners Court.

Rebecca Lacourse
Signature

11/22/2022
Date



Texas Secretary of State

Canvass Report

2022 NOVEMBER 8TH GENERAL ELECTION

November 08, 2022

Total # of Voters Voted: 7,640
Provisional Votes Cast: 55

Votes

JUSTICE, 14TH COURT OF APPEALS DISTRICT, PLACE 2

Kevin Jewell

REP

6,016

Cherí C. Thomas

DEM

1,354

I, REBECKA LACOURSE, County Election Administrator (Senior) do hereby certify the returns as shown on the official canvass statement are true and correct as certified by the County Commissioners Court.

Rebecka Lacourse
Signature

11/22/2022
Date



Election Summary Results Report
General Election
November 08, 2022

OFFICIAL RESULTS

Colorado County

Statistics

	TOTAL	Absentee	Early Voting	Election Day
Election Day Precincts Reporting	11 of 11	0	11	11
Precincts Complete	0 of 11	0	11	0
Precincts Partially Reported	11 of 11	0	0	11
Absentee/ Early Precincts Reporting	11 of 11	11	11	0
Registered Voters - Total	0			
Ballots Cast - Total	7,640	373	4,462	2,805
Ballots Cast - Blank	6	1	2	3
Voter Turnout - Total	0.00%			



Official Results

Election Summary Results Report
 General Election
 November 08, 2022

OFFICIAL RESULTS

Colorado County

US Representative, Dist 10

Vote For 1

	TOTAL	VOTE %	Absentee	Early Voting	Election Day
REP Michael McCaul	6,070	79.96%	171	3,633	2,266
DEM Linda Nuno	1,289	16.98%	145	717	427
LIB Bill Kelsey	106	1.40%	2	53	51
Total Votes Cast	7,465	98.34%	318	4,403	2,744
Overvotes	0	0.00%	0	0	0
Undervotes	126	1.66%	8	59	59

Governor

Vote For 1

	TOTAL	VOTE %	Absentee	Early Voting	Election Day
REP Greg Abbott	6,084	80.15%	165	3,646	2,273
DEM Beto O'Rourke	1,395	18.38%	153	766	476
LIB Mark Tippetts	50	0.66%	2	25	23
GRN Delilah Barrios	17	0.22%	0	7	10
Write-In Totals	4	0.05%	1	1	2
Not Assigned	4	0.05%	1	1	2
Total Votes Cast	7,550	99.46%	321	4,445	2,784
Overvotes	1	0.01%	0	0	1
Undervotes	40	0.53%	5	17	18

Lieutenant Governor

Vote For 1

	TOTAL	VOTE %	Absentee	Early Voting	Election Day
REP Dan Patrick	5,956	78.46%	157	3,563	2,236
DEM Mike Collier	1,441	18.98%	160	803	478
LIB Shanna Steele	130	1.71%	6	66	58
Total Votes Cast	7,527	99.16%	323	4,432	2,772
Overvotes	0	0.00%	0	0	0
Undervotes	64	0.84%	3	30	31

Attorney General

Vote For 1

	TOTAL	VOTE %	Absentee	Early Voting	Election Day
REP Ken Paxton	5,945	78.32%	153	3,566	2,226
DEM Rochelle Mercedes Garza	1,403	18.48%	161	771	471
LIB Mark Ash	149	1.96%	7	79	63
Total Votes Cast	7,497	98.76%	321	4,416	2,760
Overvotes	0	0.00%	0	0	0
Undervotes	94	1.24%	5	46	43



Official Results

Election Summary Results Report
 General Election
 November 08, 2022

OFFICIAL RESULTS

Colorado County

Comptroller of Public Accounts

Vote For 1

	TOTAL	VOTE %	Absentee	Early Voting	Election Day
REP Glenn Hegar	6,111	80.50%	166	3,662	2,283
DEM Janet T. Dudding	1,282	16.89%	150	712	420
LIB V. Alonzo Echevarria-Garza	105	1.38%	4	51	50
Total Votes Cast	7,498	98.77%	320	4,425	2,753
Overvotes	0	0.00%	0	0	0
Undervotes	93	1.23%	6	37	50

Comm. General Land Office

Vote For 1

	TOTAL	VOTE %	Absentee	Early Voting	Election Day
REP Dawn Buckingham	6,005	79.11%	160	3,597	2,248
DEM Jay Kleberg	1,367	18.01%	157	761	449
GRN Alfred Molison, Jr.	65	0.86%	2	34	29
Write-In Totals	2	0.03%	0	1	1
Write-In: Carrie Evelyn Menger	1	0.01%	0	1	0
Not Assigned	1	0.01%	0	0	1
Total Votes Cast	7,439	98.00%	319	4,393	2,727
Overvotes	2	0.03%	0	0	2
Undervotes	150	1.98%	7	69	74

Commissioner of Agriculture

Vote For 1

	TOTAL	VOTE %	Absentee	Early Voting	Election Day
REP Sid Miller	6,052	79.73%	162	3,619	2,271
DEM Susan Hays	1,409	18.56%	160	781	468
Total Votes Cast	7,461	98.29%	322	4,400	2,739
Overvotes	1	0.01%	0	0	1
Undervotes	129	1.70%	4	62	63

Railroad Commissioner

Vote For 1

	TOTAL	VOTE %	Absentee	Early Voting	Election Day
REP Wayne Christian	5,963	78.55%	156	3,573	2,234
DEM Luke Warford	1,302	17.15%	158	728	416
LIB Jaime Andres Diez	133	1.75%	4	66	63
GRN Hunter Wayne Crow	46	0.61%	3	21	22
Total Votes Cast	7,444	98.06%	321	4,388	2,735
Overvotes	0	0.00%	0	0	0
Undervotes	147	1.94%	5	74	68



Official Results

Election Summary Results Report
 General Election
 November 08, 2022

OFFICIAL RESULTS

Colorado County

Justice, Supreme Ct. PI. 3

Vote For 1

	TOTAL	VOTE %	Absentee	Early Voting	Election Day
REP Debra Lehrmann	6,027	79.40%	166	3,603	2,258
DEM Erin A. Nowell	1,316	17.34%	152	725	439
LIB Thomas Edward Oxford	96	1.26%	2	54	40
Total Votes Cast	7,439	98.00%	320	4,382	2,737
Overvotes	0	0.00%	0	0	0
Undervotes	152	2.00%	6	80	66

Justice, Supreme Ct. PI. 5

Vote For 1

	TOTAL	VOTE %	Absentee	Early Voting	Election Day
REP Rebeca Huddle	6,064	79.88%	160	3,629	2,275
DEM Amanda Reichel	1,366	18.00%	159	755	452
Total Votes Cast	7,430	97.88%	319	4,384	2,727
Overvotes	0	0.00%	0	0	0
Undervotes	161	2.12%	7	78	76

Justice, Supreme Ct. PI. 9

Vote For 1

	TOTAL	VOTE %	Absentee	Early Voting	Election Day
REP Evan Young	6,020	79.30%	162	3,615	2,243
DEM Julia Maldonado	1,386	18.26%	156	756	474
Total Votes Cast	7,406	97.56%	318	4,371	2,717
Overvotes	1	0.01%	0	1	0
Undervotes	184	2.42%	8	90	86

Judge, Ct of Crim. Appeals, PI 5

Vote For 1

	TOTAL	VOTE %	Absentee	Early Voting	Election Day
REP Scott Walker	6,026	79.38%	158	3,618	2,250
DEM Dana Huffman	1,382	18.21%	160	758	464
Total Votes Cast	7,408	97.59%	318	4,376	2,714
Overvotes	0	0.00%	0	0	0
Undervotes	183	2.41%	8	86	89

Judge, Ct of Crim. Appeals, PI 6

Vote For 1

	TOTAL	VOTE %	Absentee	Early Voting	Election Day
REP Jesse F. McClure, III	6,053	79.74%	163	3,641	2,249
DEM Robert Johnson	1,352	17.81%	152	734	466
Total Votes Cast	7,405	97.55%	315	4,375	2,715
Overvotes	0	0.00%	0	0	0
Undervotes	186	2.45%	11	87	88



Official Results

Election Summary Results Report
 General Election
 November 08, 2022

OFFICIAL RESULTS

Colorado County

State Senator, District 17

Vote For 1

	TOTAL	VOTE %	Absentee	Early Voting	Election Day
REP Joan Huffman	6,072	79.99%	163	3,638	2,271
DEM Titus Benton	1,330	17.52%	155	729	446
Total Votes Cast	7,402	97.51%	318	4,367	2,717
Overvotes	0	0.00%	0	0	0
Undervotes	189	2.49%	8	95	86

State Representative, District 85

Vote For 1

	TOTAL	VOTE %	Absentee	Early Voting	Election Day
REP Stan Kitzman	5,974	78.70%	157	3,586	2,231
DEM Larry E. Baggett	1,306	17.20%	160	713	433
LIB Michael L. Miller	133	1.75%	3	67	63
Total Votes Cast	7,413	97.66%	320	4,366	2,727
Overvotes	0	0.00%	0	0	0
Undervotes	178	2.34%	6	96	76

Chief Justice, 1st Court of Appeals District

Vote For 1

	TOTAL	VOTE %	Absentee	Early Voting	Election Day
REP Terry Adams	6,009	79.16%	160	3,608	2,241
DEM Julie Countiss	1,316	17.34%	157	721	438
IND Ted Wood	87	1.15%	1	47	39
Total Votes Cast	7,412	97.64%	318	4,376	2,718
Overvotes	0	0.00%	0	0	0
Undervotes	179	2.36%	8	86	85

Justice, 1st Court of Appeals, District, Place 4

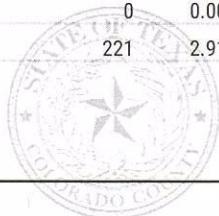
Vote For 1

	TOTAL	VOTE %	Absentee	Early Voting	Election Day
REP April Farris	6,020	79.30%	161	3,616	2,243
DEM Mike Engelhart	1,371	18.06%	158	747	466
Total Votes Cast	7,391	97.37%	319	4,363	2,709
Overvotes	0	0.00%	0	0	0
Undervotes	200	2.63%	7	99	94

Justice, 14th Court of Appeals, District, Place 2

Vote For 1

	TOTAL	VOTE %	Absentee	Early Voting	Election Day
REP Kevin Jewell	6,016	79.25%	156	3,620	2,240
DEM Cheri C. Thomas	1,354	17.84%	162	734	458
Total Votes Cast	7,370	97.09%	318	4,354	2,698
Overvotes	0	0.00%	0	0	0
Undervotes	221	2.91%	8	108	105



Official Results

Election Summary Results Report
 General Election
 November 08, 2022

OFFICIAL RESULTS

Colorado County

Justice, 14th Court of Appeals, District, Place 9

Vote For 1

	TOTAL	VOTE %	Absentee	Early Voting	Election Day
REP Randy Wilson	6,063	79.87%	163	3,638	2,262
DEM William Demond	1,320	17.39%	154	722	444
Total Votes Cast	7,383	97.26%	317	4,360	2,706
Overvotes	0	0.00%	0	0	0
Undervotes	208	2.74%	9	102	97

Prop No. 1 CISD

Vote For 1

	TOTAL	VOTE %	Absentee	Early Voting	Election Day
For	1,422	35.86%	61	880	481
Against	2,395	60.40%	104	1,454	837
Total Votes Cast	3,817	96.27%	165	2,334	1,318
Overvotes	0	0.00%	0	0	0
Undervotes	148	3.73%	14	76	58



Official Results

101 Columbus/Glidden

Statistics

	TOTAL	Absentee	Early Voting	Election Day
Registered Voters - Total	0			
Ballots Cast - Total	1,093	54	723	316
Ballots Cast - Blank	0	0	0	0
Voter Turnout - Total	0.00%			

US Representative, Dist 10

Vote For 1

	TOTAL	VOTE %	Absentee	Early Voting	Election Day
REP Michael McCaul	845	77.31%	27	570	248
DEM Linda Nuno	209	19.12%	24	130	55
LIB Bill Kelsey	19	1.74%	0	15	4
Total Votes Cast	1,073	98.17%	51	715	307
Overvotes	0	0.00%	0	0	0
Undervotes	20	1.83%	3	8	9

Governor

Vote For 1

	TOTAL	VOTE %	Absentee	Early Voting	Election Day
REP Greg Abbott	838	76.67%	23	569	246
DEM Beto O'Rourke	235	21.50%	28	143	64
LIB Mark Tippetts	5	0.46%	0	4	1
GRN Delilah Barrios	5	0.46%	0	2	3
Write-In Totals	0	0.00%	0	0	0
Not Assigned	0	0.00%	0	0	0
Total Votes Cast	1,083	99.09%	51	718	314
Overvotes	0	0.00%	0	0	0
Undervotes	10	0.91%	3	5	2

Lieutenant Governor

Vote For 1

	TOTAL	VOTE %	Absentee	Early Voting	Election Day
REP Dan Patrick	830	75.94%	24	564	242
DEM Mike Collier	236	21.59%	29	142	65
LIB Shanna Steele	16	1.46%	0	10	6
Total Votes Cast	1,082	98.99%	53	716	313
Overvotes	0	0.00%	0	0	0
Undervotes	11	1.01%	1	7	3



Official Results

101 Columbus/Glidden

Attorney General

Vote For 1

	TOTAL	VOTE %	Absentee	Early Voting	Election Day
REP Ken Paxton	826	75.57%	23	563	240
DEM Rochelle Mercedes Garza	223	20.40%	28	135	60
LIB Mark Ash	25	2.29%	1	16	8
Total Votes Cast	1,074	98.26%	52	714	308
Overvotes	0	0.00%	0	0	0
Undervotes	19	1.74%	2	9	8

Comptroller of Public Accounts

Vote For 1

	TOTAL	VOTE %	Absentee	Early Voting	Election Day
REP Glenn Hegar	847	77.49%	27	574	246
DEM Janet T. Dudding	213	19.49%	26	130	57
LIB V. Alonzo Echevarria-Garza	18	1.65%	0	12	6
Total Votes Cast	1,078	98.63%	53	716	309
Overvotes	0	0.00%	0	0	0
Undervotes	15	1.37%	1	7	7

Comm. General Land Office

Vote For 1

	TOTAL	VOTE %	Absentee	Early Voting	Election Day
REP Dawn Buckingham	834	76.30%	24	564	246
DEM Jay Kleberg	222	20.31%	28	137	57
GRN Alfred Molison, Jr.	16	1.46%	0	11	5
Write-In Totals	1	0.09%	0	1	0
Write-In: Carrie Evelyn Menger	1	0.09%	0	1	0
Not Assigned	0	0.00%	0	0	0
Total Votes Cast	1,073	98.17%	52	713	308
Overvotes	0	0.00%	0	0	0
Undervotes	20	1.83%	2	10	8

Commissioner of Agriculture

Vote For 1

	TOTAL	VOTE %	Absentee	Early Voting	Election Day
REP Sid Miller	840	76.85%	26	568	246
DEM Susan Hays	231	21.13%	27	142	62
Total Votes Cast	1,071	97.99%	53	710	308
Overvotes	0	0.00%	0	0	0
Undervotes	22	2.01%	1	13	8



Official Results

101 Columbus/Glidden**Railroad Commissioner**

Vote For 1

	TOTAL	VOTE %	Absentee	Early Voting	Election Day
REP Wayne Christian	833	76.21%	24	565	244
DEM Luke Warford	218	19.95%	28	135	55
LIB Jaime Andres Diez	14	1.28%	1	8	5
GRN Hunter Wayne Crow	9	0.82%	0	5	4
Total Votes Cast	1,074	98.26%	53	713	308
Overvotes	0	0.00%	0	0	0
Undervotes	19	1.74%	1	10	8

Justice, Supreme Ct. PI. 3

Vote For 1

	TOTAL	VOTE %	Absentee	Early Voting	Election Day
REP Debra Lehrmann	843	77.13%	26	572	245
DEM Erin A. Nowell	208	19.03%	26	123	59
LIB Thomas Edward Oxford	22	2.01%	1	15	6
Total Votes Cast	1,073	98.17%	53	710	310
Overvotes	0	0.00%	0	0	0
Undervotes	20	1.83%	1	13	6

Justice, Supreme Ct. PI. 5

Vote For 1

	TOTAL	VOTE %	Absentee	Early Voting	Election Day
REP Rebeca Huddle	847	77.49%	23	580	244
DEM Amanda Reichel	224	20.49%	29	133	62
Total Votes Cast	1,071	97.99%	52	713	306
Overvotes	0	0.00%	0	0	0
Undervotes	22	2.01%	2	10	10

Justice, Supreme Ct. PI. 9

Vote For 1

	TOTAL	VOTE %	Absentee	Early Voting	Election Day
REP Evan Young	844	77.22%	24	574	246
DEM Julia Maldonado	225	20.59%	29	135	61
Total Votes Cast	1,069	97.80%	53	709	307
Overvotes	0	0.00%	0	0	0
Undervotes	24	2.20%	1	14	9



Official Results

101 Columbus/Glidden

Judge, Ct of Crim. Appeals, PI 5

Vote For 1

	TOTAL	VOTE %	Absentee	Early Voting	Election Day
REP Scott Walker	841	76.94%	25	571	245
DEM Dana Huffman	228	20.86%	27	140	61
Total Votes Cast	1,069	97.80%	52	711	306
Overvotes	0	0.00%	0	0	0
Undervotes	24	2.20%	2	12	10

Judge, Ct of Crim. Appeals, PI 6

Vote For 1

	TOTAL	VOTE %	Absentee	Early Voting	Election Day
REP Jesse F. McClure, III	846	77.40%	25	578	243
DEM Robert Johnson	219	20.04%	27	131	61
Total Votes Cast	1,065	97.44%	52	709	304
Overvotes	0	0.00%	0	0	0
Undervotes	28	2.56%	2	14	12

State Senator, District 17

Vote For 1

	TOTAL	VOTE %	Absentee	Early Voting	Election Day
REP Joan Huffman	854	78.13%	27	579	248
DEM Titus Benton	217	19.85%	25	130	62
Total Votes Cast	1,071	97.99%	52	709	310
Overvotes	0	0.00%	0	0	0
Undervotes	22	2.01%	2	14	6

State Representative, District 85


Vote For 1

	TOTAL	VOTE %	Absentee	Early Voting	Election Day
REP Stan Kitzman	834	76.30%	24	569	241
DEM Larry E. Baggett	213	19.49%	28	123	62
LIB Michael L. Miller	23	2.10%	0	15	8
Total Votes Cast	1,070	97.90%	52	707	311
Overvotes	0	0.00%	0	0	0
Undervotes	23	2.10%	2	16	5

Chief Justice, 1st Court of Appeals District

Vote For 1

	TOTAL	VOTE %	Absentee	Early Voting	Election Day
REP Terry Adams	845	77.31%	25	573	247
DEM Julie Countiss	209	19.12%	27	123	59
IND Ted Wood	17	1.56%	0	13	4
Total Votes Cast	1,071	97.99%	52	709	310
Overvotes	0	0.00%	0	0	0
Undervotes	22	2.01%	2	14	6



Official Results

101 Columbus/Glidden

Justice, 1st Court of Appeals, District, Place 4

Vote For 1

	TOTAL	VOTE %	Absentee	Early Voting	Election Day
REP April Farris	842	77.04%	23	572	247
DEM Mike Engelhart	229	20.95%	29	138	62
Total Votes Cast	1,071	97.99%	52	710	309
Overvotes	0	0.00%	0	0	0
Undervotes	22	2.01%	2	13	7

Justice, 14th Court of Appeals, District, Place 2

Vote For 1

	TOTAL	VOTE %	Absentee	Early Voting	Election Day
REP Kevin Jewell	846	77.40%	24	577	245
DEM Cheri C. Thomas	220	20.13%	29	131	60
Total Votes Cast	1,066	97.53%	53	708	305
Overvotes	0	0.00%	0	0	0
Undervotes	27	2.47%	1	15	11

Justice, 14th Court of Appeals, District, Place 9

Vote For 1

	TOTAL	VOTE %	Absentee	Early Voting	Election Day
REP Randy Wilson	848	77.58%	25	577	246
DEM William Demond	216	19.76%	27	129	60
Total Votes Cast	1,064	97.35%	52	706	306
Overvotes	0	0.00%	0	0	0
Undervotes	29	2.65%	2	17	10

Prop No. 1 CISD

Vote For 1

	TOTAL	VOTE %	Absentee	Early Voting	Election Day
For	379	38.32%	18	257	104
Against	581	58.75%	27	373	181
Total Votes Cast	960	97.07%	45	630	285
Overvotes	0	0.00%	0	0	0
Undervotes	29	2.93%	1	14	14



Official Results

102 Rock Island

Statistics

	TOTAL	Absentee	Early Voting	Election Day
Registered Voters - Total	0			
Ballots Cast - Total	154	2	81	71
Ballots Cast - Blank	0	0	0	0
Voter Turnout - Total	0.00%			

US Representative, Dist 10

Vote For 1

	TOTAL	VOTE %	Absentee	Early Voting	Election Day
REP Michael McCaul	126	81.82%	1	63	62
DEM Linda Nuno	24	15.58%	1	17	6
LIB Bill Kelsey	1	0.65%	0	0	1
Total Votes Cast	151	98.05%	2	80	69
Overvotes	0	0.00%	0	0	0
Undervotes	3	1.95%	0	1	2

Governor

Vote For 1

	TOTAL	VOTE %	Absentee	Early Voting	Election Day
REP Greg Abbott	125	81.17%	1	61	63
DEM Beto O'Rourke	26	16.88%	1	19	6
LIB Mark Tippetts	3	1.95%	0	1	2
GRN Delilah Barrios	0	0.00%	0	0	0
Write-In Totals	0	0.00%	0	0	0
Not Assigned	0	0.00%	0	0	0
Total Votes Cast	154	100.00%	2	81	71
Overvotes	0	0.00%	0	0	0
Undervotes	0	0.00%	0	0	0

Lieutenant Governor

Vote For 1

	TOTAL	VOTE %	Absentee	Early Voting	Election Day
REP Dan Patrick	125	81.17%	1	61	63
DEM Mike Collier	26	16.88%	1	19	6
LIB Shanna Steele	2	1.30%	0	0	2
Total Votes Cast	153	99.35%	2	80	71
Overvotes	0	0.00%	0	0	0
Undervotes	1	0.65%	0	1	0



Official Results

102 Rock Island

Attorney General

Vote For 1

	TOTAL	VOTE %	Absentee	Early Voting	Election Day
REP Ken Paxton	121	78.57%	1	59	61
DEM Rochelle Mercedes Garza	27	17.53%	1	20	6
LIB Mark Ash	5	3.25%	0	1	4
Total Votes Cast	153	99.35%	2	80	71
Overvotes	0	0.00%	0	0	0
Undervotes	1	0.65%	0	1	0

Comptroller of Public Accounts

Vote For 1

	TOTAL	VOTE %	Absentee	Early Voting	Election Day
REP Glenn Hegar	125	81.17%	1	62	62
DEM Janet T. Dudding	23	14.94%	1	17	5
LIB V. Alonzo Echevarria-Garza	3	1.95%	0	0	3
Total Votes Cast	151	98.05%	2	79	70
Overvotes	0	0.00%	0	0	0
Undervotes	3	1.95%	0	2	1

Comm. General Land Office

Vote For 1

	TOTAL	VOTE %	Absentee	Early Voting	Election Day
REP Dawn Buckingham	124	80.52%	1	61	62
DEM Jay Kleberg	22	14.29%	1	17	4
GRN Alfred Molison, Jr.	3	1.95%	0	1	2
Write-In Totals	0	0.00%	0	0	0
Write-In: Carrie Evelyn Menger	0	0.00%	0	0	0
Not Assigned	0	0.00%	0	0	0
Total Votes Cast	149	96.75%	2	79	68
Overvotes	0	0.00%	0	0	0
Undervotes	5	3.25%	0	2	3

Commissioner of Agriculture

Vote For 1

	TOTAL	VOTE %	Absentee	Early Voting	Election Day
REP Sid Miller	125	81.17%	1	61	63
DEM Susan Hays	25	16.23%	1	18	6
Total Votes Cast	150	97.40%	2	79	69
Overvotes	0	0.00%	0	0	0
Undervotes	4	2.60%	0	2	2



Official Results

102 Rock Island

Railroad Commissioner

Vote For 1

	TOTAL	VOTE %	Absentee	Early Voting	Election Day
REP Wayne Christian	122	79.22%	1	60	61
DEM Luke Warford	25	16.23%	1	18	6
LIB Jaime Andres Diez	4	2.60%	0	1	3
GRN Hunter Wayne Crow	0	0.00%	0	0	0
Total Votes Cast	151	98.05%	2	79	70
Overvotes	0	0.00%	0	0	0
Undervotes	3	1.95%	0	2	1

Justice, Supreme Ct. PI. 3

Vote For 1

	TOTAL	VOTE %	Absentee	Early Voting	Election Day
REP Debra Lehrmann	126	81.82%	1	61	64
DEM Erin A. Nowell	22	14.29%	1	17	4
LIB Thomas Edward Oxford	3	1.95%	0	1	2
Total Votes Cast	151	98.05%	2	79	70
Overvotes	0	0.00%	0	0	0
Undervotes	3	1.95%	0	2	1

Justice, Supreme Ct. PI. 5

Vote For 1

	TOTAL	VOTE %	Absentee	Early Voting	Election Day
REP Rebeca Huddle	125	81.17%	1	60	64
DEM Amanda Reichel	25	16.23%	1	19	5
Total Votes Cast	150	97.40%	2	79	69
Overvotes	0	0.00%	0	0	0
Undervotes	4	2.60%	0	2	2

Justice, Supreme Ct. PI. 9

Vote For 1

	TOTAL	VOTE %	Absentee	Early Voting	Election Day
REP Evan Young	123	79.87%	1	60	62
DEM Julia Maldonado	27	17.53%	1	19	7
Total Votes Cast	150	97.40%	2	79	69
Overvotes	0	0.00%	0	0	0
Undervotes	4	2.60%	0	2	2



Official Results

102 Rock Island

Judge, Ct of Crim. Appeals, PI 5

Vote For 1

	TOTAL	VOTE %	Absentee	Early Voting	Election Day
REP Scott Walker	125	81.17%	1	60	64
DEM Dana Huffman	26	16.88%	1	19	6
Total Votes Cast	151	98.05%	2	79	70
Overvotes	0	0.00%	0	0	0
Undervotes	3	1.95%	0	2	1

Judge, Ct of Crim. Appeals, PI 6

Vote For 1

	TOTAL	VOTE %	Absentee	Early Voting	Election Day
REP Jesse F. McClure, III	126	81.82%	1	62	63
DEM Robert Johnson	25	16.23%	1	18	6
Total Votes Cast	151	98.05%	2	80	69
Overvotes	0	0.00%	0	0	0
Undervotes	3	1.95%	0	1	2

State Senator, District 17

Vote For 1

	TOTAL	VOTE %	Absentee	Early Voting	Election Day
REP Joan Huffman	126	81.82%	1	62	63
DEM Titus Benton	25	16.23%	1	18	6
Total Votes Cast	151	98.05%	2	80	69
Overvotes	0	0.00%	0	0	0
Undervotes	3	1.95%	0	1	2

State Representative, District 85


Vote For 1

	TOTAL	VOTE %	Absentee	Early Voting	Election Day
REP Stan Kitzman	123	79.87%	1	61	61
DEM Larry E. Baggett	24	15.58%	1	17	6
LIB Michael L. Miller	4	2.60%	0	2	2
Total Votes Cast	151	98.05%	2	80	69
Overvotes	0	0.00%	0	0	0
Undervotes	3	1.95%	0	1	2

Chief Justice, 1st Court of Appeals District

Vote For 1

	TOTAL	VOTE %	Absentee	Early Voting	Election Day
REP Terry Adams	123	79.87%	1	60	62
DEM Julie Countiss	22	14.29%	1	18	3
IND Ted Wood	5	3.25%	0	2	3
Total Votes Cast	150	97.40%	2	80	68
Overvotes	0	0.00%	0	0	0
Undervotes	4	2.60%	0	1	3



Official Results

102 Rock Island

Justice, 1st Court of Appeals, District, Place 4

Vote For 1

	TOTAL	VOTE %	Absentee	Early Voting	Election Day
REP April Farris	125	81.17%	1	62	62
DEM Mike Engelhart	26	16.88%	1	18	7
Total Votes Cast	151	98.05%	2	80	69
Overvotes	0	0.00%	0	0	0
Undervotes	3	1.95%	0	1	2

Justice, 14th Court of Appeals, District, Place 2

Vote For 1

	TOTAL	VOTE %	Absentee	Early Voting	Election Day
REP Kevin Jewell	127	82.47%	1	62	64
DEM Cheri C. Thomas	24	15.58%	1	18	5
Total Votes Cast	151	98.05%	2	80	69
Overvotes	0	0.00%	0	0	0
Undervotes	3	1.95%	0	1	2

Justice, 14th Court of Appeals, District, Place 9

Vote For 1

	TOTAL	VOTE %	Absentee	Early Voting	Election Day
REP Randy Wilson	126	81.82%	1	62	63
DEM William Demond	25	16.23%	1	18	6
Total Votes Cast	151	98.05%	2	80	69
Overvotes	0	0.00%	0	0	0
Undervotes	3	1.95%	0	1	2

Prop No. 1 CISD

Vote For 1

	TOTAL	VOTE %	Absentee	Early Voting	Election Day
For	17	25.76%	0	4	13
Against	47	71.21%	2	16	29
Total Votes Cast	64	96.97%	2	20	42
Overvotes	0	0.00%	0	0	0
Undervotes	2	3.03%	0	1	1



Official Results

103 Garwood/Nada

Statistics

	TOTAL	Absentee	Early Voting	Election Day
Registered Voters - Total	0			
Ballots Cast - Total	353	11	118	224
Ballots Cast - Blank	1	0	0	1
Voter Turnout - Total	0.00%			

US Representative, Dist 10

Vote For 1

	TOTAL	VOTE %	Absentee	Early Voting	Election Day
REP Michael McCaul	320	90.65%	7	107	206
DEM Linda Nuno	26	7.37%	4	9	13
LIB Bill Kelsey	2	0.57%	0	0	2
Total Votes Cast	348	98.58%	11	116	221
Overvotes	0	0.00%	0	0	0
Undervotes	5	1.42%	0	2	3

Governor

Vote For 1

	TOTAL	VOTE %	Absentee	Early Voting	Election Day
REP Greg Abbott	322	91.22%	8	109	205
DEM Beto O'Rourke	28	7.93%	3	8	17
LIB Mark Tippetts	1	0.28%	0	1	0
GRN Delilah Barrios	0	0.00%	0	0	0
Write-In Totals	0	0.00%	0	0	0
Not Assigned	0	0.00%	0	0	0
Total Votes Cast	351	99.43%	11	118	222
Overvotes	0	0.00%	0	0	0
Undervotes	2	0.57%	0	0	2

Lieutenant Governor

Vote For 1

	TOTAL	VOTE %	Absentee	Early Voting	Election Day
REP Dan Patrick	317	89.80%	6	107	204
DEM Mike Collier	33	9.35%	5	11	17
LIB Shanna Steele	1	0.28%	0	0	1
Total Votes Cast	351	99.43%	11	118	222
Overvotes	0	0.00%	0	0	0
Undervotes	2	0.57%	0	0	2



Official Results

103 Garwood/Nada

Attorney General

Vote For 1

	TOTAL	VOTE %	Absentee	Early Voting	Election Day
REP Ken Paxton	315	89.24%	6	107	202
DEM Rochelle Mercedes Garza	31	8.78%	4	9	18
LIB Mark Ash	3	0.85%	1	1	1
Total Votes Cast	349	98.87%	11	117	221
Overvotes	0	0.00%	0	0	0
Undervotes	4	1.13%	0	1	3

Comptroller of Public Accounts

Vote For 1

	TOTAL	VOTE %	Absentee	Early Voting	Election Day
REP Glenn Hegar	319	90.37%	6	110	203
DEM Janet T. Dudding	26	7.37%	4	7	15
LIB V. Alonzo Echevarria-Garza	4	1.13%	0	1	3
Total Votes Cast	349	98.87%	10	118	221
Overvotes	0	0.00%	0	0	0
Undervotes	4	1.13%	1	0	3

Comm. General Land Office

Vote For 1

	TOTAL	VOTE %	Absentee	Early Voting	Election Day
REP Dawn Buckingham	318	90.08%	8	108	202
DEM Jay Kleberg	30	8.50%	3	9	18
GRN Alfred Molison, Jr.	0	0.00%	0	0	0
Write-In Totals	0	0.00%	0	0	0
Write-In: Carrie Evelyn Menger	0	0.00%	0	0	0
Not Assigned	0	0.00%	0	0	0
Total Votes Cast	348	98.58%	11	117	220
Overvotes	1	0.28%	0	0	1
Undervotes	4	1.13%	0	1	3

Commissioner of Agriculture

Vote For 1

	TOTAL	VOTE %	Absentee	Early Voting	Election Day
REP Sid Miller	323	91.50%	7	109	207
DEM Susan Hays	29	8.22%	4	9	16
Total Votes Cast	352	99.72%	11	118	223
Overvotes	0	0.00%	0	0	0
Undervotes	1	0.28%	0	0	1



Official Results

103 Garwood/Nada

Railroad Commissioner

Vote For 1

	TOTAL	VOTE %	Absentee	Early Voting	Election Day
REP Wayne Christian	324	91.78%	8	110	206
DEM Luke Warford	23	6.52%	3	6	14
LIB Jaime Andres Diez	3	0.85%	0	2	1
GRN Hunter Wayne Crow	0	0.00%	0	0	0
Total Votes Cast	350	99.15%	11	118	221
Overvotes	0	0.00%	0	0	0
Undervotes	3	0.85%	0	0	3

Justice, Supreme Ct. PI. 3

Vote For 1

	TOTAL	VOTE %	Absentee	Early Voting	Election Day
REP Debra Lehrmann	324	91.78%	8	109	207
DEM Erin A. Nowell	24	6.80%	3	7	14
LIB Thomas Edward Oxford	0	0.00%	0	0	0
Total Votes Cast	348	98.58%	11	116	221
Overvotes	0	0.00%	0	0	0
Undervotes	5	1.42%	0	2	3

Justice, Supreme Ct. PI. 5

Vote For 1

	TOTAL	VOTE %	Absentee	Early Voting	Election Day
REP Rebeca Huddle	324	91.78%	7	110	207
DEM Amanda Reichel	26	7.37%	4	7	15
Total Votes Cast	350	99.15%	11	117	222
Overvotes	0	0.00%	0	0	0
Undervotes	3	0.85%	0	1	2

Justice, Supreme Ct. PI. 9

Vote For 1

	TOTAL	VOTE %	Absentee	Early Voting	Election Day
REP Evan Young	318	90.08%	7	108	203
DEM Julia Maldonado	29	8.22%	4	8	17
Total Votes Cast	347	98.30%	11	116	220
Overvotes	0	0.00%	0	0	0
Undervotes	6	1.70%	0	2	4



Official Results

103 Garwood/Nada

Judge, Ct of Crim. Appeals, PI 5

Vote For 1

	TOTAL	VOTE %	Absentee	Early Voting	Election Day
REP Scott Walker	320	90.65%	6	108	206
DEM Dana Huffman	28	7.93%	4	9	15
Total Votes Cast	348	98.58%	10	117	221
Overvotes	0	0.00%	0	0	0
Undervotes	5	1.42%	1	1	3

Judge, Ct of Crim. Appeals, PI 6

Vote For 1

	TOTAL	VOTE %	Absentee	Early Voting	Election Day
REP Jesse F. McClure, III	320	90.65%	7	109	204
DEM Robert Johnson	26	7.37%	3	8	15
Total Votes Cast	346	98.02%	10	117	219
Overvotes	0	0.00%	0	0	0
Undervotes	7	1.98%	1	1	5

State Senator, District 17

Vote For 1

	TOTAL	VOTE %	Absentee	Early Voting	Election Day
REP Joan Huffman	323	91.50%	7	110	206
DEM Titus Benton	27	7.65%	4	8	15
Total Votes Cast	350	99.15%	11	118	221
Overvotes	0	0.00%	0	0	0
Undervotes	3	0.85%	0	0	3

State Representative, District 85


Vote For 1

	TOTAL	VOTE %	Absentee	Early Voting	Election Day
REP Stan Kitzman	319	90.37%	7	109	203
DEM Larry E. Baggett	27	7.65%	4	8	15
LIB Michael L. Miller	2	0.57%	0	0	2
Total Votes Cast	348	98.58%	11	117	220
Overvotes	0	0.00%	0	0	0
Undervotes	5	1.42%	0	1	4

Chief Justice, 1st Court of Appeals District

Vote For 1

	TOTAL	VOTE %	Absentee	Early Voting	Election Day
REP Terry Adams	318	90.08%	6	109	203
DEM Julie Countiss	27	7.65%	4	8	15
IND Ted Wood	1	0.28%	0	0	1
Total Votes Cast	346	98.02%	10	117	219
Overvotes	0	0.00%	0	0	0
Undervotes	7	1.98%	1	1	5



Official Results

103 Garwood/Nada

Justice, 1st Court of Appeals, District, Place 4

Vote For 1

	TOTAL	VOTE %	Absentee	Early Voting	Election Day
REP April Farris	318	90.08%	6	110	202
DEM Mike Engelhart	26	7.37%	4	7	15
Total Votes Cast	344	97.45%	10	117	217
Overvotes	0	0.00%	0	0	0
Undervotes	9	2.55%	1	1	7

Justice, 14th Court of Appeals, District, Place 2

Vote For 1

	TOTAL	VOTE %	Absentee	Early Voting	Election Day
REP Kevin Jewell	318	90.08%	6	109	203
DEM Cheri C. Thomas	26	7.37%	4	7	15
Total Votes Cast	344	97.45%	10	116	218
Overvotes	0	0.00%	0	0	0
Undervotes	9	2.55%	1	2	6

Justice, 14th Court of Appeals, District, Place 9

Vote For 1

	TOTAL	VOTE %	Absentee	Early Voting	Election Day
REP Randy Wilson	322	91.22%	7	111	204
DEM William Demond	23	6.52%	3	6	14
Total Votes Cast	345	97.73%	10	117	218
Overvotes	0	0.00%	0	0	0
Undervotes	8	2.27%	1	1	6



Official Results

Precinct Summary Results Report
 General Election
 November 08, 2022
 Colorado County

201 Weimar/Oakland

OFFICIAL RESULTS

Statistics		TOTAL	Absentee	Early Voting	Election Day
Registered Voters - Total		0			
Ballots Cast - Total		1,798	74	1,157	567
Ballots Cast - Blank		2	1	0	1
Voter Turnout - Total		0.00%			

US Representative, Dist 10
 Vote For 1

Governor		TOTAL	VOTE %	Absentee	Early Voting	Election Day
REP Michael McCaul		1,488	82.76%	38	984	466
DEM Linda Nuno		270	15.02%	33	149	88
LIB Bill Keisey		21	1.17%	1	11	9
Total Votes Cast		1,779	98.94%	72	1,144	563
Overvotes		0	0.00%	0	0	0
Undervotes		19	1.06%	2	13	4

Governor
 Vote For 1

Lieutenant Governor		TOTAL	VOTE %	Absentee	Early Voting	Election Day
REP Greg Abbott		1,492	82.98%	36	987	469
DEM Beto O'Rourke		287	15.96%	34	161	92
LIB Mark Tippett		9	0.50%	2	5	2
GRN Delliah Barros		2	0.11%	0	1	1
Write-In Totals		1	0.06%	0	1	0
Not Assigned		1	0.06%	0	1	0
Total Votes Cast		1,791	99.61%	72	1,155	564
Overvotes		0	0.00%	0	0	0
Undervotes		7	0.39%	2	2	3

Lieutenant Governor
 Vote For 1

Lieutenant Governor		TOTAL	VOTE %	Absentee	Early Voting	Election Day
REP Dan Patrick		1,450	80.65%	33	960	457
DEM Mike Collier		314	17.46%	35	180	99
LIB Shanna Steele		24	1.33%	4	12	8
Total Votes Cast		1,788	99.44%	72	1,152	564
Overvotes		0	0.00%	0	0	0
Undervotes		10	0.56%	2	5	3



Official Results

201 Weimar/Oakland

Attorney General

Vote For 1

	TOTAL	VOTE %	Absentee	Early Voting	Election Day
REP Ken Paxton	1,450	80.65%	31	963	456
DEM Rochelle Mercedes Garza	295	16.41%	38	163	94
LIB Mark Ash	37	2.06%	3	24	10
Total Votes Cast	1,782	99.11%	72	1,150	560
Overvotes	0	0.00%	0	0	0
Undervotes	16	0.89%	2	7	7

Comptroller of Public Accounts

Vote For 1

	TOTAL	VOTE %	Absentee	Early Voting	Election Day
REP Glenn Hegar	1,497	83.26%	35	990	472
DEM Janet T. Dudding	269	14.96%	36	151	82
LIB V. Alonzo Echevarria-Garza	15	0.83%	0	8	7
Total Votes Cast	1,781	99.05%	71	1,149	561
Overvotes	0	0.00%	0	0	0
Undervotes	17	0.95%	3	8	6

Comm. General Land Office

Vote For 1

	TOTAL	VOTE %	Absentee	Early Voting	Election Day
REP Dawn Buckingham	1,456	80.98%	34	962	460
DEM Jay Kleberg	288	16.02%	36	162	90
GRN Alfred Molison, Jr.	16	0.89%	1	10	5
Write-In Totals	0	0.00%	0	0	0
Write-In: Carrie Evelyn Menger	0	0.00%	0	0	0
Not Assigned	0	0.00%	0	0	0
Total Votes Cast	1,760	97.89%	71	1,134	555
Overvotes	0	0.00%	0	0	0
Undervotes	38	2.11%	3	23	12

Commissioner of Agriculture

Vote For 1

	TOTAL	VOTE %	Absentee	Early Voting	Election Day
REP Sid Miller	1,472	81.87%	33	975	464
DEM Susan Hays	296	16.46%	39	165	92
Total Votes Cast	1,768	98.33%	72	1,140	556
Overvotes	0	0.00%	0	0	0
Undervotes	30	1.67%	2	17	11



Official Results

201 Weimar/Oakland

Railroad Commissioner

Vote For 1

	TOTAL	VOTE %	Absentee	Early Voting	Election Day
REP Wayne Christian	1,451	80.70%	33	957	461
DEM Luke Warford	272	15.13%	36	154	82
LIB Jaime Andres Diez	30	1.67%	2	16	12
GRN Hunter Wayne Crow	7	0.39%	1	5	1
Total Votes Cast	1,760	97.89%	72	1,132	556
Overvotes	0	0.00%	0	0	0
Undervotes	38	2.11%	2	25	11

Justice, Supreme Ct. PI. 3

Vote For 1

	TOTAL	VOTE %	Absentee	Early Voting	Election Day
REP Debra Lehrmann	1,468	81.65%	36	971	461
DEM Erin A. Nowell	278	15.46%	34	155	89
LIB Thomas Edward Oxford	13	0.72%	0	6	7
Total Votes Cast	1,759	97.83%	70	1,132	557
Overvotes	0	0.00%	0	0	0
Undervotes	39	2.17%	4	25	10

Justice, Supreme Ct. PI. 5


Vote For 1

	TOTAL	VOTE %	Absentee	Early Voting	Election Day
REP Rebeca Huddle	1,475	82.04%	34	975	466
DEM Amanda Reichel	281	15.63%	36	159	86
Total Votes Cast	1,756	97.66%	70	1,134	552
Overvotes	0	0.00%	0	0	0
Undervotes	42	2.34%	4	23	15

Justice, Supreme Ct. PI. 9

Vote For 1

	TOTAL	VOTE %	Absentee	Early Voting	Election Day
REP Evan Young	1,471	81.81%	35	972	464
DEM Julia Maldonado	283	15.74%	36	160	87
Total Votes Cast	1,754	97.55%	71	1,132	551
Overvotes	1	0.06%	0	1	0
Undervotes	43	2.39%	3	24	16



Official Results

201 Weimar/Oakland

Judge, Ct of Crim. Appeals, PI 5

Vote For 1

	TOTAL	VOTE %	Absentee	Early Voting	Election Day
REP Scott Walker	1,465	81.48%	33	970	462
DEM Dana Huffman	287	15.96%	39	161	87
Total Votes Cast	1,752	97.44%	72	1,131	549
Overvotes	0	0.00%	0	0	0
Undervotes	46	2.56%	2	26	18

Judge, Ct of Crim. Appeals, PI 6

Vote For 1

	TOTAL	VOTE %	Absentee	Early Voting	Election Day
REP Jesse F. McClure, III	1,469	81.70%	36	975	458
DEM Robert Johnson	285	15.85%	36	157	92
Total Votes Cast	1,754	97.55%	72	1,132	550
Overvotes	0	0.00%	0	0	0
Undervotes	44	2.45%	2	25	17

State Senator, District 17

Vote For 1

	TOTAL	VOTE %	Absentee	Early Voting	Election Day
REP Joan Huffman	1,475	82.04%	35	976	464
DEM Titus Benton	277	15.41%	37	153	87
Total Votes Cast	1,752	97.44%	72	1,129	551
Overvotes	0	0.00%	0	0	0
Undervotes	46	2.56%	2	28	16

State Representative, District 85


Vote For 1

	TOTAL	VOTE %	Absentee	Early Voting	Election Day
REP Stan Kitzman	1,459	81.15%	33	967	459
DEM Larry E. Baggett	269	14.96%	36	149	84
LIB Michael L. Miller	27	1.50%	3	13	11
Total Votes Cast	1,755	97.61%	72	1,129	554
Overvotes	0	0.00%	0	0	0
Undervotes	43	2.39%	2	28	13

Chief Justice, 1st Court of Appeals District

Vote For 1

	TOTAL	VOTE %	Absentee	Early Voting	Election Day
REP Terry Adams	1,463	81.37%	34	968	461
DEM Julie Countiss	277	15.41%	37	155	85
IND Ted Wood	14	0.78%	1	7	6
Total Votes Cast	1,754	97.55%	72	1,130	552
Overvotes	0	0.00%	0	0	0
Undervotes	44	2.45%	2	27	15



201 Weimar/Oakland

Justice, 1st Court of Appeals, District, Place 4

Vote For 1

	TOTAL	VOTE %	Absentee	Early Voting	Election Day
REP April Farris	1,462	81.31%	36	966	460
DEM Mike Engelhart	287	15.96%	36	161	90
Total Votes Cast	1,749	97.27%	72	1,127	550
Overvotes	0	0.00%	0	0	0
Undervotes	49	2.73%	2	30	17

Justice, 14th Court of Appeals, District, Place 2

Vote For 1

	TOTAL	VOTE %	Absentee	Early Voting	Election Day
REP Kevin Jewell	1,460	81.20%	34	970	456
DEM Cheri C. Thomas	283	15.74%	38	157	88
Total Votes Cast	1,743	96.94%	72	1,127	544
Overvotes	0	0.00%	0	0	0
Undervotes	55	3.06%	2	30	23

Justice, 14th Court of Appeals, District, Place 9

Vote For 1

	TOTAL	VOTE %	Absentee	Early Voting	Election Day
REP Randy Wilson	1,472	81.87%	34	974	464
DEM William Demond	279	15.52%	38	155	86
Total Votes Cast	1,751	97.39%	72	1,129	550
Overvotes	0	0.00%	0	0	0
Undervotes	47	2.61%	2	28	17

Prop No. 1 CISD

Vote For 1

	TOTAL	VOTE %	Absentee	Early Voting	Election Day
For	14	34.15%	0	11	3
Against	19	46.34%	0	15	4
Total Votes Cast	33	80.49%	0	26	7
Overvotes	0	0.00%	0	0	0
Undervotes	8	19.51%	3	4	1



Official Results

Precinct Summary Results Report
 General Election
 November 08, 2022

202 Sheridan

Statistics

Registered Voters - Total	0			
Ballots Cast - Total	350	15	154	181
Ballots Cast - Blank	0	0	0	0
Voter Turnout - Total	0.00%			

US Representative, Dist 10

Vote For 1

	TOTAL	absentee	Early Voting	Election Day
REP Michael McCaul	308	88.00%	11	132
DEM Linda Nuno	29	8.29%	4	16
LIB Bill Keisey	5	1.43%	0	1
Total Votes Cast	342	97.71%	15	149
Overvotes	0	0.00%	0	0
Undervotes	8	2.29%	0	5

Governor

Vote For 1

	TOTAL	absentee	Early Voting	Election Day
REP Greg Abbott	317	90.57%	11	137
DEM Beto O'Rourke	30	8.57%	4	17
LIB Mark Tippetts	2	0.57%	0	0
GRN Delilah Barrios	0	0.00%	0	0
Write-In Totals	0	0.00%	0	0
Not Assigned	0	0.00%	0	0
Total Votes Cast	349	99.71%	15	154
Overvotes	1	0.29%	0	0
Undervotes	0	0.00%	0	0

Lieutenant Governor

Vote For 1

	TOTAL	absentee	Early Voting	Election Day
REP Dan Patrick	308	88.00%	11	131
DEM Mike Collier	33	9.43%	4	20
LIB Shanna Steele	8	2.29%	0	3
Total Votes Cast	349	99.71%	15	154
Overvotes	0	0.00%	0	0
Undervotes	1	0.29%	0	1



Official Results

202 Sheridan

Attorney General

Vote For 1

	TOTAL	VOTE %	Absentee	Early Voting	Election Day
REP Ken Paxton	310	88.57%	11	134	165
DEM Rochelle Mercedes Garza	29	8.29%	4	17	8
LIB Mark Ash	9	2.57%	0	3	6
Total Votes Cast	348	99.43%	15	154	179
Overvotes	0	0.00%	0	0	0
Undervotes	2	0.57%	0	0	2

Comptroller of Public Accounts

Vote For 1

	TOTAL	VOTE %	Absentee	Early Voting	Election Day
REP Glenn Hegar	313	89.43%	11	136	166
DEM Janet T. Dudding	29	8.29%	4	16	9
LIB V. Alonzo Echevarria-Garza	5	1.43%	0	2	3
Total Votes Cast	347	99.14%	15	154	178
Overvotes	0	0.00%	0	0	0
Undervotes	3	0.86%	0	0	3

Comm. General Land Office

Vote For 1

	TOTAL	VOTE %	Absentee	Early Voting	Election Day
REP Dawn Buckingham	308	88.00%	10	132	166
DEM Jay Kleberg	35	10.00%	4	20	11
GRN Alfred Molison, Jr.	1	0.29%	0	0	1
Write-In Totals	0	0.00%	0	0	0
Write-In: Carrie Evelyn Menger	0	0.00%	0	0	0
Not Assigned	0	0.00%	0	0	0
Total Votes Cast	344	98.29%	14	152	178
Overvotes	1	0.29%	0	0	1
Undervotes	5	1.43%	1	2	2

Commissioner of Agriculture

Vote For 1

	TOTAL	VOTE %	Absentee	Early Voting	Election Day
REP Sid Miller	313	89.43%	11	135	167
DEM Susan Hays	32	9.14%	4	16	12
Total Votes Cast	345	98.57%	15	151	179
Overvotes	0	0.00%	0	0	0
Undervotes	5	1.43%	0	3	2



Official Results

202 Sheridan**Railroad Commissioner**

Vote For 1

	TOTAL	VOTE %	Absentee	Early Voting	Election Day
REP Wayne Christian	310	88.57%	11	132	167
DEM Luke Warford	30	8.57%	4	17	9
LIB Jaime Andres Diez	5	1.43%	0	3	2
GRN Hunter Wayne Crow	1	0.29%	0	0	1
Total Votes Cast	346	98.86%	15	152	179
Overvotes	0	0.00%	0	0	0
Undervotes	4	1.14%	0	2	2

Justice, Supreme Ct. PI. 3

Vote For 1

	TOTAL	VOTE %	Absentee	Early Voting	Election Day
REP Debra Lehrmann	310	88.57%	11	133	166
DEM Erin A. Nowell	30	8.57%	3	18	9
LIB Thomas Edward Oxford	6	1.71%	1	2	3
Total Votes Cast	346	98.86%	15	153	178
Overvotes	0	0.00%	0	0	0
Undervotes	4	1.14%	0	1	3

Justice, Supreme Ct. PI. 5

Vote For 1

	TOTAL	VOTE %	Absentee	Early Voting	Election Day
REP Rebeca Huddle	315	90.00%	11	135	169
DEM Amanda Reichel	32	9.14%	4	18	10
Total Votes Cast	347	99.14%	15	153	179
Overvotes	0	0.00%	0	0	0
Undervotes	3	0.86%	0	1	2

Justice, Supreme Ct. PI. 9

Vote For 1

	TOTAL	VOTE %	Absentee	Early Voting	Election Day
REP Evan Young	313	89.43%	11	134	168
DEM Julia Maldonado	32	9.14%	4	18	10
Total Votes Cast	345	98.57%	15	152	178
Overvotes	0	0.00%	0	0	0
Undervotes	5	1.43%	0	2	3



Official Results

202 Sheridan

Judge, Ct of Crim. Appeals, PI 5

Vote For 1

	TOTAL	VOTE %	Absentee	Early Voting	Election Day
REP Scott Walker	318	90.86%	11	138	169
DEM Dana Huffman	28	8.00%	4	15	9
Total Votes Cast	346	98.86%	15	153	178
Overvotes	0	0.00%	0	0	0
Undervotes	4	1.14%	0	1	3

Judge, Ct of Crim. Appeals, PI 6

Vote For 1

	TOTAL	VOTE %	Absentee	Early Voting	Election Day
REP Jesse F. McClure, III	317	90.57%	11	139	167
DEM Robert Johnson	30	8.57%	4	15	11
Total Votes Cast	347	99.14%	15	154	178
Overvotes	0	0.00%	0	0	0
Undervotes	3	0.86%	0	0	3

State Senator, District 17

Vote For 1

	TOTAL	VOTE %	Absentee	Early Voting	Election Day
REP Joan Huffman	316	90.29%	11	136	169
DEM Titus Benton	28	8.00%	4	16	8
Total Votes Cast	344	98.29%	15	152	177
Overvotes	0	0.00%	0	0	0
Undervotes	6	1.71%	0	2	4

State Representative, District 85


Vote For 1

	TOTAL	VOTE %	Absentee	Early Voting	Election Day
REP Stan Kitzman	309	88.29%	11	132	166
DEM Larry E. Baggett	28	8.00%	4	15	9
LIB Michael L. Miller	4	1.14%	0	1	3
Total Votes Cast	341	97.43%	15	148	178
Overvotes	0	0.00%	0	0	0
Undervotes	9	2.57%	0	6	3

Chief Justice, 1st Court of Appeals District

Vote For 1

	TOTAL	VOTE %	Absentee	Early Voting	Election Day
REP Terry Adams	313	89.43%	11	134	168
DEM Julie Countiss	31	8.86%	4	17	10
IND Ted Wood	1	0.29%	0	0	1
Total Votes Cast	345	98.57%	15	151	179
Overvotes	0	0.00%	0	0	0
Undervotes	5	1.43%	0	3	2



Official Results

202 Sheridan

Justice, 1st Court of Appeals, District, Place 4

Vote For 1

	TOTAL	VOTE %	Absentee	Early Voting	Election Day
REP April Farris	316	90.29%	12	136	168
DEM Mike Engelhart	30	8.57%	3	16	11
Total Votes Cast	346	98.86%	15	152	179
Overvotes	0	0.00%	0	0	0
Undervotes	4	1.14%	0	2	2

Justice, 14th Court of Appeals, District, Place 2

Vote For 1

	TOTAL	VOTE %	Absentee	Early Voting	Election Day
REP Kevin Jewell	313	89.43%	11	135	167
DEM Cheri C. Thomas	30	8.57%	4	16	10
Total Votes Cast	343	98.00%	15	151	177
Overvotes	0	0.00%	0	0	0
Undervotes	7	2.00%	0	3	4

Justice, 14th Court of Appeals, District, Place 9

Vote For 1

	TOTAL	VOTE %	Absentee	Early Voting	Election Day
REP Randy Wilson	318	90.86%	12	137	169
DEM William Demond	28	8.00%	3	16	9
Total Votes Cast	346	98.86%	15	153	178
Overvotes	0	0.00%	0	0	0
Undervotes	4	1.14%	0	1	3

Prop No. 1 CISD

Vote For 1

	TOTAL	VOTE %	Absentee	Early Voting	Election Day
For	1	20.00%	0	1	0
Against	4	80.00%	0	1	3
Total Votes Cast	5	100.00%	0	2	3
Overvotes	0	0.00%	0	0	0
Undervotes	0	0.00%	0	0	0



Official Results

302 Frelsburg/Brushy

Statistics

	TOTAL	Absentee	Early Voting	Election Day
Registered Voters - Total	0			
Ballots Cast - Total	811	79	410	322
Ballots Cast - Blank	0	0	0	0
Voter Turnout - Total	0.00%			

US Representative, Dist 10

Vote For 1

	TOTAL	VOTE %	Absentee	Early Voting	Election Day
REP Michael McCaul	672	88.19%	18	366	288
DEM Linda Nuno	74	9.71%	14	40	20
LIB Bill Kelsey	3	0.39%	0	1	2
Total Votes Cast	749	98.29%	32	407	310
Overvotes	0	0.00%	0	0	0
Undervotes	13	1.71%	0	3	10

Governor

Vote For 1

	TOTAL	VOTE %	Absentee	Early Voting	Election Day
REP Greg Abbott	675	88.58%	18	366	291
DEM Beto O'Rourke	84	11.02%	14	43	27
LIB Mark Tippetts	0	0.00%	0	0	0
GRN Delilah Barrios	0	0.00%	0	0	0
Write-In Totals	0	0.00%	0	0	0
Not Assigned	0	0.00%	0	0	0
Total Votes Cast	759	99.61%	32	409	318
Overvotes	0	0.00%	0	0	0
Undervotes	3	0.39%	0	1	2

Lieutenant Governor

Vote For 1

	TOTAL	VOTE %	Absentee	Early Voting	Election Day
REP Dan Patrick	667	87.53%	18	363	286
DEM Mike Collier	87	11.42%	14	45	28
LIB Shanna Steele	3	0.39%	0	0	3
Total Votes Cast	757	99.34%	32	408	317
Overvotes	0	0.00%	0	0	0
Undervotes	5	0.66%	0	2	3



Official Results

302 Frelsburg/Brushy

Attorney General

Vote For 1

	TOTAL	VOTE %	Absentee	Early Voting	Election Day
REP Ken Paxton	664	87.14%	18	360	286
DEM Rochelle Mercedes Garza	89	11.68%	14	46	29
LIB Mark Ash	2	0.26%	0	0	2
Total Votes Cast	755	99.08%	32	406	317
Overvotes	0	0.00%	0	0	0
Undervotes	7	0.92%	0	4	3

Comptroller of Public Accounts

Vote For 1

	TOTAL	VOTE %	Absentee	Early Voting	Election Day
REP Glenn Hegar	673	88.32%	19	366	288
DEM Janet T. Dudding	78	10.24%	13	41	24
LIB V. Alonzo Echevarria-Garza	1	0.13%	0	0	1
Total Votes Cast	752	98.69%	32	407	313
Overvotes	0	0.00%	0	0	0
Undervotes	10	1.31%	0	3	7

Comm. General Land Office

Vote For 1

	TOTAL	VOTE %	Absentee	Early Voting	Election Day
REP Dawn Buckingham	664	87.14%	18	360	286
DEM Jay Kleberg	80	10.50%	14	44	22
GRN Alfred Molison, Jr.	5	0.66%	0	1	4
Write-In Totals	0	0.00%	0	0	0
Write-In: Carrie Evelyn Menger	0	0.00%	0	0	0
Not Assigned	0	0.00%	0	0	0
Total Votes Cast	749	98.29%	32	405	312
Overvotes	0	0.00%	0	0	0
Undervotes	13	1.71%	0	5	8

Commissioner of Agriculture

Vote For 1

	TOTAL	VOTE %	Absentee	Early Voting	Election Day
REP Sid Miller	666	87.40%	18	364	284
DEM Susan Hays	87	11.42%	14	44	29
Total Votes Cast	753	98.82%	32	408	313
Overvotes	1	0.13%	0	0	1
Undervotes	8	1.05%	0	2	6



Official Results

302 Frelsburg/Brushy

Railroad Commissioner

Vote For 1

	TOTAL	VOTE %	Absentee	Early Voting	Election Day
REP Wayne Christian	662	86.88%	18	361	283
DEM Luke Warford	80	10.50%	14	42	24
LIB Jaime Andres Diez	6	0.79%	0	2	4
GRN Hunter Wayne Crow	4	0.52%	0	1	3
Total Votes Cast	752	98.69%	32	406	314
Overvotes	0	0.00%	0	0	0
Undervotes	10	1.31%	0	4	6

Justice, Supreme Ct. PI. 3

Vote For 1

	TOTAL	VOTE %	Absentee	Early Voting	Election Day
REP Debra Lehrmann	668	87.66%	19	361	288
DEM Erin A. Nowell	77	10.10%	13	42	22
LIB Thomas Edward Oxford	5	0.66%	0	1	4
Total Votes Cast	750	98.43%	32	404	314
Overvotes	0	0.00%	0	0	0
Undervotes	12	1.57%	0	6	6

Justice, Supreme Ct. PI. 5

Vote For 1

	TOTAL	VOTE %	Absentee	Early Voting	Election Day
REP Rebeca Huddle	668	87.66%	18	363	287
DEM Amanda Reichel	80	10.50%	14	42	24
Total Votes Cast	748	98.16%	32	405	311
Overvotes	0	0.00%	0	0	0
Undervotes	14	1.84%	0	5	9

Justice, Supreme Ct. PI. 9

Vote For 1

	TOTAL	VOTE %	Absentee	Early Voting	Election Day
REP Evan Young	667	87.53%	20	362	285
DEM Julia Maldonado	79	10.37%	11	43	25
Total Votes Cast	746	97.90%	31	405	310
Overvotes	0	0.00%	0	0	0
Undervotes	16	2.10%	1	5	10



Official Results

302 Frelsburg/Brushy

Judge, Ct of Crim. Appeals, PI 5

Vote For 1

	TOTAL	VOTE %	Absentee	Early Voting	Election Day
REP Scott Walker	665	87.27%	18	363	284
DEM Dana Huffman	82	10.76%	13	42	27
Total Votes Cast	747	98.03%	31	405	311
Overvotes	0	0.00%	0	0	0
Undervotes	15	1.97%	1	5	9

Judge, Ct of Crim. Appeals, PI 6

Vote For 1

	TOTAL	VOTE %	Absentee	Early Voting	Election Day
REP Jesse F. McClure, III	669	87.80%	18	364	287
DEM Robert Johnson	73	9.58%	11	40	22
Total Votes Cast	742	97.38%	29	404	309
Overvotes	0	0.00%	0	0	0
Undervotes	20	2.62%	3	6	11

State Senator, District 17

Vote For 1

	TOTAL	VOTE %	Absentee	Early Voting	Election Day
REP Joan Huffman	669	87.80%	18	361	290
DEM Titus Benton	77	10.10%	13	42	22
Total Votes Cast	746	97.90%	31	403	312
Overvotes	0	0.00%	0	0	0
Undervotes	16	2.10%	1	7	8

State Representative, District 85


Vote For 1

	TOTAL	VOTE %	Absentee	Early Voting	Election Day
REP Stan Kitzman	661	86.75%	18	361	282
DEM Larry E. Baggett	82	10.76%	14	44	24
LIB Michael L. Miller	4	0.52%	0	1	3
Total Votes Cast	747	98.03%	32	406	309
Overvotes	0	0.00%	0	0	0
Undervotes	15	1.97%	0	4	11

Chief Justice, 1st Court of Appeals District

Vote For 1

	TOTAL	VOTE %	Absentee	Early Voting	Election Day
REP Terry Adams	667	87.53%	18	363	286
DEM Julie Countiss	78	10.24%	13	42	23
IND Ted Wood	3	0.39%	0	1	2
Total Votes Cast	748	98.16%	31	406	311
Overvotes	0	0.00%	0	0	0
Undervotes	14	1.84%	1	4	9



Official Results

302 Frelsburg/Brushy

Justice, 1st Court of Appeals, District, Place 4

Vote For 1

	TOTAL	VOTE %	Absentee	Early Voting	Election Day
REP April Farris	664	87.14%	18	361	285
DEM Mike Engelhart	80	10.50%	14	43	23
Total Votes Cast	744	97.64%	32	404	308
Overvotes	0	0.00%	0	0	0
Undervotes	18	2.36%	0	6	12

Justice, 14th Court of Appeals, District, Place 2

Vote For 1

	TOTAL	VOTE %	Absentee	Early Voting	Election Day
REP Kevin Jewell	665	87.27%	18	361	286
DEM Cheri C. Thomas	79	10.37%	13	43	23
Total Votes Cast	744	97.64%	31	404	309
Overvotes	0	0.00%	0	0	0
Undervotes	18	2.36%	1	6	11

Justice, 14th Court of Appeals, District, Place 9

Vote For 1

	TOTAL	VOTE %	Absentee	Early Voting	Election Day
REP Randy Wilson	667	87.53%	18	362	287
DEM William Demond	76	9.97%	13	42	21
Total Votes Cast	743	97.51%	31	404	308
Overvotes	0	0.00%	0	0	0
Undervotes	19	2.49%	1	6	12

Prop No. 1 CISD

Vote For 1

	TOTAL	VOTE %	Absentee	Early Voting	Election Day
For	256	32.86%	17	139	100
Against	499	64.06%	26	264	209
Total Votes Cast	755	96.92%	43	403	309
Overvotes	0	0.00%	0	0	0
Undervotes	24	3.08%	4	7	13



Official Results

303 Mentz

Statistics

	TOTAL	Absentee	Early Voting	Election Day
Registered Voters - Total	0			
Ballots Cast - Total	409	14	252	143
Ballots Cast - Blank	1	0	1	0
Voter Turnout - Total	0.00%			

US Representative, Dist 10

Vote For 1

	TOTAL	VOTE %	Absentee	Early Voting	Election Day
REP Michael McCaul	350	85.57%	4	221	125
DEM Linda Nuno	44	10.76%	9	26	9
LIB Bill Kelsey	10	2.44%	1	3	6
Total Votes Cast	404	98.78%	14	250	140
Overvotes	0	0.00%	0	0	0
Undervotes	5	1.22%	0	2	3

Governor

Vote For 1

	TOTAL	VOTE %	Absentee	Early Voting	Election Day
REP Greg Abbott	346	84.60%	6	214	126
DEM Beto O'Rourke	51	12.47%	8	31	12
LIB Mark Tippetts	6	1.47%	0	3	3
GRN Delilah Barrios	2	0.49%	0	0	2
Write-In Totals	0	0.00%	0	0	0
Not Assigned	0	0.00%	0	0	0
Total Votes Cast	405	99.02%	14	248	143
Overvotes	0	0.00%	0	0	0
Undervotes	4	0.98%	0	4	0

Lieutenant Governor

Vote For 1

	TOTAL	VOTE %	Absentee	Early Voting	Election Day
REP Dan Patrick	341	83.37%	5	210	126
DEM Mike Collier	53	12.96%	9	33	11
LIB Shanna Steele	10	2.44%	0	5	5
Total Votes Cast	404	98.78%	14	248	142
Overvotes	0	0.00%	0	0	0
Undervotes	5	1.22%	0	4	1



Official Results

303 Mentz

Attorney General

Vote For 1

	TOTAL	VOTE %	Absentee	Early Voting	Election Day
REP Ken Paxton	338	82.64%	5	213	120
DEM Rochelle Mercedes Garza	52	12.71%	9	31	12
LIB Mark Ash	12	2.93%	0	4	8
Total Votes Cast	402	98.29%	14	248	140
Overvotes	0	0.00%	0	0	0
Undervotes	7	1.71%	0	4	3

Comptroller of Public Accounts

Vote For 1

	TOTAL	VOTE %	Absentee	Early Voting	Election Day
REP Glenn Hegar	346	84.60%	6	216	124
DEM Janet T. Dudding	48	11.74%	8	32	8
LIB V. Alonzo Echevarria-Garza	10	2.44%	0	2	8
Total Votes Cast	404	98.78%	14	250	140
Overvotes	0	0.00%	0	0	0
Undervotes	5	1.22%	0	2	3

Comm. General Land Office

Vote For 1

	TOTAL	VOTE %	Absentee	Early Voting	Election Day
REP Dawn Buckingham	354	86.55%	6	220	128
DEM Jay Kleberg	47	11.49%	8	31	8
GRN Alfred Molison, Jr.	3	0.73%	0	0	3
Write-In Totals	0	0.00%	0	0	0
Write-In: Carrie Evelyn Menger	0	0.00%	0	0	0
Not Assigned	0	0.00%	0	0	0
Total Votes Cast	404	98.78%	14	251	139
Overvotes	0	0.00%	0	0	0
Undervotes	5	1.22%	0	1	4

Commissioner of Agriculture

Vote For 1

	TOTAL	VOTE %	Absentee	Early Voting	Election Day
REP Sid Miller	352	86.06%	6	218	128
DEM Susan Hays	50	12.22%	8	33	9
Total Votes Cast	402	98.29%	14	251	137
Overvotes	0	0.00%	0	0	0
Undervotes	7	1.71%	0	1	6



Official Results

303 Mentz

Railroad Commissioner

Vote For 1

	TOTAL	VOTE %	Absentee	Early Voting	Election Day
REP Wayne Christian	348	85.09%	5	220	123
DEM Luke Warford	47	11.49%	9	31	7
LIB Jaime Andres Diez	5	1.22%	0	0	5
GRN Hunter Wayne Crow	4	0.98%	0	0	4
Total Votes Cast	404	98.78%	14	251	139
Overvotes	0	0.00%	0	0	0
Undervotes	5	1.22%	0	1	4

Justice, Supreme Ct. PI. 3

Vote For 1

	TOTAL	VOTE %	Absentee	Early Voting	Election Day
REP Debra Lehrmann	350	85.57%	5	219	126
DEM Erin A. Nowell	44	10.76%	9	27	8
LIB Thomas Edward Oxford	8	1.96%	0	4	4
Total Votes Cast	402	98.29%	14	250	138
Overvotes	0	0.00%	0	0	0
Undervotes	7	1.71%	0	2	5

Justice, Supreme Ct. PI. 5

Vote For 1

	TOTAL	VOTE %	Absentee	Early Voting	Election Day
REP Rebeca Huddle	354	86.55%	6	219	129
DEM Amanda Reichel	48	11.74%	8	30	10
Total Votes Cast	402	98.29%	14	249	139
Overvotes	0	0.00%	0	0	0
Undervotes	7	1.71%	0	3	4

Justice, Supreme Ct. PI. 9

Vote For 1

	TOTAL	VOTE %	Absentee	Early Voting	Election Day
REP Evan Young	351	85.82%	5	219	127
DEM Julia Maldonado	49	11.98%	9	29	11
Total Votes Cast	400	97.80%	14	248	138
Overvotes	0	0.00%	0	0	0
Undervotes	9	2.20%	0	4	5



Official Results

303 Mentz

Judge, Ct of Crim. Appeals, PI 5

Vote For 1

	TOTAL	VOTE %	Absentee	Early Voting	Election Day
REP Scott Walker	351	85.82%	5	219	127
DEM Dana Huffman	49	11.98%	9	30	10
Total Votes Cast	400	97.80%	14	249	137
Overvotes	0	0.00%	0	0	0
Undervotes	9	2.20%	0	3	6

Judge, Ct of Crim. Appeals, PI 6

Vote For 1

	TOTAL	VOTE %	Absentee	Early Voting	Election Day
REP Jesse F. McClure, III	355	86.80%	5	221	129
DEM Robert Johnson	47	11.49%	8	28	11
Total Votes Cast	402	98.29%	13	249	140
Overvotes	0	0.00%	0	0	0
Undervotes	7	1.71%	1	3	3

State Senator, District 17

Vote For 1

	TOTAL	VOTE %	Absentee	Early Voting	Election Day
REP Joan Huffman	352	86.06%	6	220	126
DEM Titus Benton	49	11.98%	8	29	12
Total Votes Cast	401	98.04%	14	249	138
Overvotes	0	0.00%	0	0	0
Undervotes	8	1.96%	0	3	5

State Representative, District 85


Vote For 1

	TOTAL	VOTE %	Absentee	Early Voting	Election Day
REP Stan Kitzman	348	85.09%	5	218	125
DEM Larry E. Baggett	48	11.74%	9	30	9
LIB Michael L. Miller	8	1.96%	0	3	5
Total Votes Cast	404	98.78%	14	251	139
Overvotes	0	0.00%	0	0	0
Undervotes	5	1.22%	0	1	4

Chief Justice, 1st Court of Appeals District

Vote For 1

	TOTAL	VOTE %	Absentee	Early Voting	Election Day
REP Terry Adams	346	84.60%	5	217	124
DEM Julie Countiss	51	12.47%	9	31	11
IND Ted Wood	7	1.71%	0	2	5
Total Votes Cast	404	98.78%	14	250	140
Overvotes	0	0.00%	0	0	0
Undervotes	5	1.22%	0	2	3



Official Results

303 Mentz

Justice, 1st Court of Appeals, District, Place 4

Vote For 1

	TOTAL	VOTE %	Absentee	Early Voting	Election Day
REP April Farris	352	86.06%	6	218	128
DEM Mike Engelhart	48	11.74%	8	29	11
Total Votes Cast	400	97.80%	14	247	139
Overvotes	0	0.00%	0	0	0
Undervotes	9	2.20%	0	5	4

Justice, 14th Court of Appeals, District, Place 2

Vote For 1

	TOTAL	VOTE %	Absentee	Early Voting	Election Day
REP Kevin Jewell	351	85.82%	5	218	128
DEM Cheri C. Thomas	50	12.22%	9	30	11
Total Votes Cast	401	98.04%	14	248	139
Overvotes	0	0.00%	0	0	0
Undervotes	8	1.96%	0	4	4

Justice, 14th Court of Appeals, District, Place 9


Vote For 1

	TOTAL	VOTE %	Absentee	Early Voting	Election Day
REP Randy Wilson	355	86.80%	6	220	129
DEM William Demond	46	11.25%	8	28	10
Total Votes Cast	401	98.04%	14	248	139
Overvotes	0	0.00%	0	0	0
Undervotes	8	1.96%	0	4	4

Prop No. 1 CISD

Vote For 1

	TOTAL	VOTE %	Absentee	Early Voting	Election Day
For	144	35.21%	11	90	43
Against	255	62.35%	3	154	98
Total Votes Cast	399	97.56%	14	244	141
Overvotes	0	0.00%	0	0	0
Undervotes	10	2.44%	0	8	2



Official Results

Precinct Summary Results Report
 General Election
 November 08, 2022

OFFICIAL RESULTS

Colorado County

304 Bernardo

Statistics

	TOTAL	Absentee	Early Voting	Election Day
Registered Voters - Total	0			
Ballots Cast - Total	356	9	193	154
Ballots Cast - Blank	0	0	0	0
Voter Turnout - Total	0.00%			

US Representative, Dist 10
 Vote For 1

	TOTAL	VOTE %	Absentee	Early Voting	Election Day
REP Michael McCaul	317	89.04%	6	173	138
DEM Linda Nuno	31	8.71%	3	17	11
LIB Bill Kelsey	4	1.12%	0	2	2
Total Votes Cast	352	98.88%	9	192	151
Overvotes	0	0.00%	0	0	0
Undervotes	4	1.12%	0	1	3

Governor
 Vote For 1

	TOTAL	VOTE %	Absentee	Early Voting	Election Day
REP Greg Abbott	316	88.76%	5	173	138
DEM Beto O'Rourke	37	10.39%	4	17	16
LIB Mark Tippetts	2	0.56%	0	2	0
GRN Delilah Barrios	1	0.28%	0	1	0
Write-In Totals	0	0.00%	0	0	0
Not Assigned	0	0.00%	0	0	0
Total Votes Cast	356	100.00%	9	193	154
Overvotes	0	0.00%	0	0	0
Undervotes	0	0.00%	0	0	0

Lieutenant Governor
 Vote For 1

	TOTAL	VOTE %	Absentee	Early Voting	Election Day
REP Dan Patrick	311	87.36%	5	171	135
DEM Mike Collier	38	10.67%	4	17	17
LIB Shanna Steele	6	1.69%	0	5	1
Total Votes Cast	355	99.72%	9	193	153
Overvotes	0	0.00%	0	0	0
Undervotes	1	0.28%	0	0	1



Official Results

304 Bernardo

Attorney General

Vote For 1

	TOTAL	VOTE %	Absentee	Early Voting	Election Day
REP Ken Paxton	312	87.64%	5	171	136
DEM Rochelle Mercedes Garza	37	10.39%	4	18	15
LIB Mark Ash	4	1.12%	0	3	1
Total Votes Cast	353	99.16%	9	192	152
Overvotes	0	0.00%	0	0	0
Undervotes	3	0.84%	0	1	2

Comptroller of Public Accounts

Vote For 1

	TOTAL	VOTE %	Absentee	Early Voting	Election Day
REP Glenn Hegar	322	90.45%	7	173	142
DEM Janet T. Dudding	27	7.58%	2	14	11
LIB V. Alonzo Echevarria-Garza	3	0.84%	0	3	0
Total Votes Cast	352	98.88%	9	190	153
Overvotes	0	0.00%	0	0	0
Undervotes	4	1.12%	0	3	1

Comm. General Land Office

Vote For 1

	TOTAL	VOTE %	Absentee	Early Voting	Election Day
REP Dawn Buckingham	314	88.20%	5	172	137
DEM Jay Kleberg	35	9.83%	3	18	14
GRN Alfred Molison, Jr.	3	0.84%	1	1	1
Write-In Totals	0	0.00%	0	0	0
Write-In: Carrie Evelyn Menger	0	0.00%	0	0	0
Not Assigned	0	0.00%	0	0	0
Total Votes Cast	352	98.88%	9	191	152
Overvotes	0	0.00%	0	0	0
Undervotes	4	1.12%	0	2	2

Commissioner of Agriculture

Vote For 1

	TOTAL	VOTE %	Absentee	Early Voting	Election Day
REP Sid Miller	314	88.20%	5	174	135
DEM Susan Hays	39	10.96%	4	18	17
Total Votes Cast	353	99.16%	9	192	152
Overvotes	0	0.00%	0	0	0
Undervotes	3	0.84%	0	1	2



Official Results

304 Bernardo

Railroad Commissioner

Vote For 1

	TOTAL	VOTE %	Absentee	Early Voting	Election Day
REP Wayne Christian	310	87.08%	5	170	135
DEM Luke Warford	32	8.99%	3	15	14
LIB Jaime Andres Diez	6	1.69%	0	4	2
GRN Hunter Wayne Crow	3	0.84%	1	1	1
Total Votes Cast	351	98.60%	9	190	152
Overvotes	0	0.00%	0	0	0
Undervotes	5	1.40%	0	3	2

Justice, Supreme Ct. PI. 3

Vote For 1

	TOTAL	VOTE %	Absentee	Early Voting	Election Day
REP Debra Lehrmann	313	87.92%	5	170	138
DEM Erin A. Nowell	36	10.11%	4	19	13
LIB Thomas Edward Oxford	3	0.84%	0	2	1
Total Votes Cast	352	98.88%	9	191	152
Overvotes	0	0.00%	0	0	0
Undervotes	4	1.12%	0	2	2

Justice, Supreme Ct. PI. 5

Vote For 1

	TOTAL	VOTE %	Absentee	Early Voting	Election Day
REP Rebeca Huddle	312	87.64%	5	171	136
DEM Amanda Reichel	39	10.96%	4	19	16
Total Votes Cast	351	98.60%	9	190	152
Overvotes	0	0.00%	0	0	0
Undervotes	5	1.40%	0	3	2

Justice, Supreme Ct. PI. 9

Vote For 1

	TOTAL	VOTE %	Absentee	Early Voting	Election Day
REP Evan Young	311	87.36%	5	172	134
DEM Julia Maldonado	38	10.67%	4	18	16
Total Votes Cast	349	98.03%	9	190	150
Overvotes	0	0.00%	0	0	0
Undervotes	7	1.97%	0	3	4



Official Results

304 Bernardo

Judge, Ct of Crim. Appeals, PI 5

Vote For 1

	TOTAL	VOTE %	Absentee	Early Voting	Election Day
REP Scott Walker	309	86.80%	5	171	133
DEM Dana Huffman	38	10.67%	4	18	16
Total Votes Cast	347	97.47%	9	189	149
Overvotes	0	0.00%	0	0	0
Undervotes	9	2.53%	0	4	5

Judge, Ct of Crim. Appeals, PI 6

Vote For 1

	TOTAL	VOTE %	Absentee	Early Voting	Election Day
REP Jesse F. McClure, III	311	87.36%	5	171	135
DEM Robert Johnson	38	10.67%	4	19	15
Total Votes Cast	349	98.03%	9	190	150
Overvotes	0	0.00%	0	0	0
Undervotes	7	1.97%	0	3	4

State Senator, District 17

Vote For 1

	TOTAL	VOTE %	Absentee	Early Voting	Election Day
REP Joan Huffman	314	88.20%	5	171	138
DEM Titus Benton	33	9.27%	4	17	12
Total Votes Cast	347	97.47%	9	188	150
Overvotes	0	0.00%	0	0	0
Undervotes	9	2.53%	0	5	4

State Representative, District 85


Vote For 1

	TOTAL	VOTE %	Absentee	Early Voting	Election Day
REP Stan Kitzman	312	87.64%	5	169	138
DEM Larry E. Baggett	32	8.99%	4	16	12
LIB Michael L. Miller	4	1.12%	0	3	1
Total Votes Cast	348	97.75%	9	188	151
Overvotes	0	0.00%	0	0	0
Undervotes	8	2.25%	0	5	3

Chief Justice, 1st Court of Appeals District

Vote For 1

	TOTAL	VOTE %	Absentee	Early Voting	Election Day
REP Terry Adams	312	87.64%	5	171	136
DEM Julie Countiss	34	9.55%	4	15	15
IND Ted Wood	4	1.12%	0	4	0
Total Votes Cast	350	98.31%	9	190	151
Overvotes	0	0.00%	0	0	0
Undervotes	6	1.69%	0	3	3



304 Bernardo

Justice, 1st Court of Appeals, District, Place 4

Vote For 1

	TOTAL	VOTE %	Absentee	Early Voting	Election Day
REP April Farris	312	87.64%	5	172	135
DEM Mike Engelhart	36	10.11%	4	17	15
Total Votes Cast	348	97.75%	9	189	150
Overvotes	0	0.00%	0	0	0
Undervotes	8	2.25%	0	4	4

Justice, 14th Court of Appeals, District, Place 2

Vote For 1

	TOTAL	VOTE %	Absentee	Early Voting	Election Day
REP Kevin Jewell	311	87.36%	5	172	134
DEM Cheri C. Thomas	36	10.11%	4	17	15
Total Votes Cast	347	97.47%	9	189	149
Overvotes	0	0.00%	0	0	0
Undervotes	9	2.53%	0	4	5

Justice, 14th Court of Appeals, District, Place 9

Vote For 1

	TOTAL	VOTE %	Absentee	Early Voting	Election Day
REP Randy Wilson	312	87.64%	5	173	134
DEM William Demond	34	9.55%	4	16	14
Total Votes Cast	346	97.19%	9	189	148
Overvotes	0	0.00%	0	0	0
Undervotes	10	2.81%	0	4	6

Prop No. 1 CISD

Vote For 1

	TOTAL	VOTE %	Absentee	Early Voting	Election Day
For	132	37.08%	1	67	64
Against	207	58.15%	8	116	83
Total Votes Cast	339	95.22%	9	183	147
Overvotes	0	0.00%	0	0	0
Undervotes	17	4.78%	0	10	7



Official Results

305 North Columbus/Shaws Bend

Statistics

	TOTAL	Absentee	Early Voting	Election Day
Registered Voters - Total	0			
Ballots Cast - Total	1,023	49	649	325
Ballots Cast - Blank	0	0	0	0
Voter Turnout - Total	0.00%			

US Representative, Dist 10

Vote For 1

	TOTAL	VOTE %	Absentee	Early Voting	Election Day
REP Michael McCaul	818	79.96%	32	523	263
DEM Linda Nuno	164	16.03%	16	101	47
LIB Bill Kelsey	22	2.15%	0	13	9
Total Votes Cast	1,004	98.14%	48	637	319
Overvotes	0	0.00%	0	0	0
Undervotes	19	1.86%	1	12	6

Governor

Vote For 1

	TOTAL	VOTE %	Absentee	Early Voting	Election Day
REP Greg Abbott	819	80.06%	31	531	257
DEM Beto O'Rourke	183	17.89%	17	111	55
LIB Mark Tippetts	12	1.17%	0	5	7
GRN Delilah Barrios	1	0.10%	0	0	1
Write-In Totals	2	0.20%	1	0	1
Not Assigned	2	0.20%	1	0	1
Total Votes Cast	1,017	99.41%	49	647	321
Overvotes	0	0.00%	0	0	0
Undervotes	6	0.59%	0	2	4

Lieutenant Governor

Vote For 1

	TOTAL	VOTE %	Absentee	Early Voting	Election Day
REP Dan Patrick	796	77.81%	31	516	249
DEM Mike Collier	184	17.99%	18	112	54
LIB Shanna Steele	30	2.93%	0	16	14
Total Votes Cast	1,010	98.73%	49	644	317
Overvotes	0	0.00%	0	0	0
Undervotes	13	1.27%	0	5	8



Official Results

305 North Columbus/Shaws Bend

Attorney General

Vote For 1

	TOTAL	VOTE %	Absentee	Early Voting	Election Day
REP Ken Paxton	803	78.49%	31	517	255
DEM Rochelle Mercedes Garza	181	17.69%	17	107	57
LIB Mark Ash	26	2.54%	0	17	9
Total Votes Cast	1,010	98.73%	48	641	321
Overvotes	0	0.00%	0	0	0
Undervotes	13	1.27%	1	8	4

Comptroller of Public Accounts

Vote For 1

	TOTAL	VOTE %	Absentee	Early Voting	Election Day
REP Glenn Hegar	835	81.62%	30	537	268
DEM Janet T. Dudding	163	15.93%	19	98	46
LIB V. Alonzo Echevarria-Garza	17	1.66%	0	11	6
Total Votes Cast	1,015	99.22%	49	646	320
Overvotes	0	0.00%	0	0	0
Undervotes	8	0.78%	0	3	5

Comm. General Land Office

Vote For 1

	TOTAL	VOTE %	Absentee	Early Voting	Election Day
REP Dawn Buckingham	818	79.96%	30	529	259
DEM Jay Kleberg	173	16.91%	19	104	50
GRN Alfred Molison, Jr.	11	1.08%	0	7	4
Write-In Totals	1	0.10%	0	0	1
Write-In: Carrie Evelyn Menger	0	0.00%	0	0	0
Not Assigned	1	0.10%	0	0	1
Total Votes Cast	1,003	98.04%	49	640	314
Overvotes	0	0.00%	0	0	0
Undervotes	20	1.96%	0	9	11

Commissioner of Agriculture

Vote For 1

	TOTAL	VOTE %	Absentee	Early Voting	Election Day
REP Sid Miller	821	80.25%	30	525	266
DEM Susan Hays	183	17.89%	19	113	51
Total Votes Cast	1,004	98.14%	49	638	317
Overvotes	0	0.00%	0	0	0
Undervotes	19	1.86%	0	11	8



Official Results

305 North Columbus/Shaws Bend

Railroad Commissioner

Vote For 1

	TOTAL	VOTE %	Absentee	Early Voting	Election Day
REP Wayne Christian	804	78.59%	28	520	256
DEM Luke Warford	165	16.13%	19	98	48
LIB Jaime Andres Diez	24	2.35%	0	17	7
GRN Hunter Wayne Crow	9	0.88%	1	4	4
Total Votes Cast	1,002	97.95%	48	639	315
Overvotes	0	0.00%	0	0	0
Undervotes	21	2.05%	1	10	10

Justice, Supreme Ct. PI. 3

Vote For 1

	TOTAL	VOTE %	Absentee	Early Voting	Election Day
REP Debra Lehrmann	809	79.08%	31	519	259
DEM Erin A. Nowell	171	16.72%	18	102	51
LIB Thomas Edward Oxford	21	2.05%	0	15	6
Total Votes Cast	1,001	97.85%	49	636	316
Overvotes	0	0.00%	0	0	0
Undervotes	22	2.15%	0	13	9

Justice, Supreme Ct. PI. 5

Vote For 1

	TOTAL	VOTE %	Absentee	Early Voting	Election Day
REP Rebeca Huddle	820	80.16%	31	527	262
DEM Amanda Reichel	179	17.50%	18	108	53
Total Votes Cast	999	97.65%	49	635	315
Overvotes	0	0.00%	0	0	0
Undervotes	24	2.35%	0	14	10

Justice, Supreme Ct. PI. 9

Vote For 1

	TOTAL	VOTE %	Absentee	Early Voting	Election Day
REP Evan Young	816	79.77%	30	525	261
DEM Julia Maldonado	182	17.79%	18	108	56
Total Votes Cast	998	97.56%	48	633	317
Overvotes	0	0.00%	0	0	0
Undervotes	25	2.44%	1	16	8



Official Results

305 North Columbus/Shaws Bend

Judge, Ct of Crim. Appeals, PI 5

Vote For 1

	TOTAL	VOTE %	Absentee	Early Voting	Election Day
REP Scott Walker	818	79.96%	30	526	262
DEM Dana Huffman	178	17.40%	18	107	53
Total Votes Cast	996	97.36%	48	633	315
Overvotes	0	0.00%	0	0	0
Undervotes	27	2.64%	1	16	10

Judge, Ct of Crim. Appeals, PI 6

Vote For 1

	TOTAL	VOTE %	Absentee	Early Voting	Election Day
REP Jesse F. McClure, III	823	80.45%	30	530	263
DEM Robert Johnson	175	17.11%	18	106	51
Total Votes Cast	998	97.56%	48	636	314
Overvotes	0	0.00%	0	0	0
Undervotes	25	2.44%	1	13	11

State Senator, District 17

Vote For 1

	TOTAL	VOTE %	Absentee	Early Voting	Election Day
REP Joan Huffman	817	79.86%	28	529	260
DEM Titus Benton	177	17.30%	19	105	53
Total Votes Cast	994	97.17%	47	634	313
Overvotes	0	0.00%	0	0	0
Undervotes	29	2.83%	2	15	12

State Representative, District 85


Vote For 1

	TOTAL	VOTE %	Absentee	Early Voting	Election Day
REP Stan Kitzman	805	78.69%	29	518	258
DEM Larry E. Baggett	168	16.42%	19	100	49
LIB Michael L. Miller	25	2.44%	0	15	10
Total Votes Cast	998	97.56%	48	633	317
Overvotes	0	0.00%	0	0	0
Undervotes	25	2.44%	1	16	8

Chief Justice, 1st Court of Appeals District

Vote For 1

	TOTAL	VOTE %	Absentee	Early Voting	Election Day
REP Terry Adams	814	79.57%	30	524	260
DEM Julie Countiss	169	16.52%	18	103	48
IND Ted Wood	14	1.37%	0	9	5
Total Votes Cast	997	97.46%	48	636	313
Overvotes	0	0.00%	0	0	0
Undervotes	26	2.54%	1	13	12



Official Results

305 North Columbus/Shaws Bend

Justice, 1st Court of Appeals, District, Place 4

Vote For 1

	TOTAL	VOTE %	Absentee	Early Voting	Election Day
REP April Farris	812	79.37%	30	524	258
DEM Mike Engelhart	182	17.79%	18	109	55
Total Votes Cast	994	97.17%	48	633	313
Overvotes	0	0.00%	0	0	0
Undervotes	29	2.83%	1	16	12

Justice, 14th Court of Appeals, District, Place 2

Vote For 1

	TOTAL	VOTE %	Absentee	Early Voting	Election Day
REP Kevin Jewell	814	79.57%	29	525	260
DEM Cheri C. Thomas	177	17.30%	19	105	53
Total Votes Cast	991	96.87%	48	630	313
Overvotes	0	0.00%	0	0	0
Undervotes	32	3.13%	1	19	12

Justice, 14th Court of Appeals, District, Place 9

Vote For 1

	TOTAL	VOTE %	Absentee	Early Voting	Election Day
REP Randy Wilson	819	80.06%	29	527	263
DEM William Demond	172	16.81%	18	105	49
Total Votes Cast	991	96.87%	47	632	312
Overvotes	0	0.00%	0	0	0
Undervotes	32	3.13%	2	17	13

Prop No. 1 CISD

Vote For 1

	TOTAL	VOTE %	Absentee	Early Voting	Election Day
For	375	36.66%	12	238	125
Against	602	58.85%	32	388	182
Total Votes Cast	977	95.50%	44	626	307
Overvotes	0	0.00%	0	0	0
Undervotes	46	4.50%	5	23	18



Official Results

401 Alleyton/Altair

Statistics

	TOTAL	Absentee	Early Voting	Election Day
Registered Voters - Total	0			
Ballots Cast - Total	250	13	163	74
Ballots Cast - Blank	0	0	0	0
Voter Turnout - Total	0.00%			

US Representative, Dist 10

Vote For 1

	TOTAL	VOTE %	Absentee	Early Voting	Election Day
REP Michael McCaul	184	73.60%	2	129	53
DEM Linda Nuno	56	22.40%	10	30	16
LIB Bill Kelsey	7	2.80%	0	3	4
Total Votes Cast	247	98.80%	12	162	73
Overvotes	0	0.00%	0	0	0
Undervotes	3	1.20%	1	1	1

Governor

Vote For 1

	TOTAL	VOTE %	Absentee	Early Voting	Election Day
REP Greg Abbott	186	74.40%	2	131	53
DEM Beto O'Rourke	62	24.80%	11	32	19
LIB Mark Tippetts	2	0.80%	0	0	2
GRN Delilah Barrios	0	0.00%	0	0	0
Write-In Totals	0	0.00%	0	0	0
Not Assigned	0	0.00%	0	0	0
Total Votes Cast	250	100.00%	13	163	74
Overvotes	0	0.00%	0	0	0
Undervotes	0	0.00%	0	0	0

Lieutenant Governor

Vote For 1

	TOTAL	VOTE %	Absentee	Early Voting	Election Day
REP Dan Patrick	182	72.80%	2	125	55
DEM Mike Collier	58	23.20%	11	31	16
LIB Shanna Steele	9	3.60%	0	6	3
Total Votes Cast	249	99.60%	13	162	74
Overvotes	0	0.00%	0	0	0
Undervotes	1	0.40%	0	1	0



Official Results

401 Alleyton/Altair

Attorney General

Vote For 1

	TOTAL	VOTE %	Absentee	Early Voting	Election Day
REP Ken Paxton	179	71.60%	2	123	54
DEM Rochelle Mercedes Garza	62	24.80%	11	33	18
LIB Mark Ash	6	2.40%	0	4	2
Total Votes Cast	247	98.80%	13	160	74
Overvotes	0	0.00%	0	0	0
Undervotes	3	1.20%	0	3	0

Comptroller of Public Accounts

Vote For 1

	TOTAL	VOTE %	Absentee	Early Voting	Election Day
REP Glenn Hegar	186	74.40%	2	129	55
DEM Janet T. Dudding	56	22.40%	11	29	16
LIB V. Alonzo Echevarria-Garza	5	2.00%	0	3	2
Total Votes Cast	247	98.80%	13	161	73
Overvotes	0	0.00%	0	0	0
Undervotes	3	1.20%	0	2	1

Comm. General Land Office

Vote For 1

	TOTAL	VOTE %	Absentee	Early Voting	Election Day
REP Dawn Buckingham	186	74.40%	2	129	55
DEM Jay Kleberg	58	23.20%	11	30	17
GRN Alfred Molison, Jr.	1	0.40%	0	1	0
Write-In Totals	0	0.00%	0	0	0
Write-In: Carrie Evelyn Menger	0	0.00%	0	0	0
Not Assigned	0	0.00%	0	0	0
Total Votes Cast	245	98.00%	13	160	72
Overvotes	0	0.00%	0	0	0
Undervotes	5	2.00%	0	3	2

Commissioner of Agriculture

Vote For 1

	TOTAL	VOTE %	Absentee	Early Voting	Election Day
REP Sid Miller	188	75.20%	2	128	58
DEM Susan Hays	59	23.60%	11	32	16
Total Votes Cast	247	98.80%	13	160	74
Overvotes	0	0.00%	0	0	0
Undervotes	3	1.20%	0	3	0



Official Results

401 Alleyton/Altair

Railroad Commissioner

Vote For 1

	TOTAL	VOTE %	Absentee	Early Voting	Election Day
REP Wayne Christian	178	71.20%	2	126	50
DEM Luke Warford	59	23.60%	11	30	18
LIB Jaime Andres Diez	7	2.80%	0	3	4
GRN Hunter Wayne Crow	1	0.40%	0	0	1
Total Votes Cast	245	98.00%	13	159	73
Overvotes	0	0.00%	0	0	0
Undervotes	5	2.00%	0	4	1

Justice, Supreme Ct. PI. 3

Vote For 1

	TOTAL	VOTE %	Absentee	Early Voting	Election Day
REP Debra Lehrmann	182	72.80%	2	128	52
DEM Erin A. Nowell	57	22.80%	11	29	17
LIB Thomas Edward Oxford	5	2.00%	0	2	3
Total Votes Cast	244	97.60%	13	159	72
Overvotes	0	0.00%	0	0	0
Undervotes	6	2.40%	0	4	2

Justice, Supreme Ct. PI. 5

Vote For 1

	TOTAL	VOTE %	Absentee	Early Voting	Election Day
REP Rebeca Huddle	188	75.20%	2	129	57
DEM Amanda Reichel	56	22.40%	11	30	15
Total Votes Cast	244	97.60%	13	159	72
Overvotes	0	0.00%	0	0	0
Undervotes	6	2.40%	0	4	2

Justice, Supreme Ct. PI. 9

Vote For 1

	TOTAL	VOTE %	Absentee	Early Voting	Election Day
REP Evan Young	184	73.60%	2	128	54
DEM Julia Maldonado	57	22.80%	11	29	17
Total Votes Cast	241	96.40%	13	157	71
Overvotes	0	0.00%	0	0	0
Undervotes	9	3.60%	0	6	3



Official Results

401 Alleyton/Altair

Judge, Ct of Crim. Appeals, PI 5

Vote For 1

	TOTAL	VOTE %	Absentee	Early Voting	Election Day
REP Scott Walker	185	74.00%	2	128	55
DEM Dana Huffman	57	22.80%	11	29	17
Total Votes Cast	242	96.80%	13	157	72
Overvotes	0	0.00%	0	0	0
Undervotes	8	3.20%	0	6	2

Judge, Ct of Crim. Appeals, PI 6

Vote For 1

	TOTAL	VOTE %	Absentee	Early Voting	Election Day
REP Jesse F. McClure, III	186	74.40%	2	128	56
DEM Robert Johnson	58	23.20%	11	30	17
Total Votes Cast	244	97.60%	13	158	73
Overvotes	0	0.00%	0	0	0
Undervotes	6	2.40%	0	5	1

State Senator, District 17

Vote For 1

	TOTAL	VOTE %	Absentee	Early Voting	Election Day
REP Joan Huffman	188	75.20%	2	129	57
DEM Titus Benton	56	22.40%	11	30	15
Total Votes Cast	244	97.60%	13	159	72
Overvotes	0	0.00%	0	0	0
Undervotes	6	2.40%	0	4	2

State Representative, District 85


Vote For 1

	TOTAL	VOTE %	Absentee	Early Voting	Election Day
REP Stan Kitzman	182	72.80%	2	128	52
DEM Larry E. Baggett	56	22.40%	11	29	16
LIB Michael L. Miller	6	2.40%	0	2	4
Total Votes Cast	244	97.60%	13	159	72
Overvotes	0	0.00%	0	0	0
Undervotes	6	2.40%	0	4	2

Chief Justice, 1st Court of Appeals District

Vote For 1

	TOTAL	VOTE %	Absentee	Early Voting	Election Day
REP Terry Adams	184	73.60%	2	129	53
DEM Julie Countiss	55	22.00%	11	28	16
IND Ted Wood	5	2.00%	0	1	4
Total Votes Cast	244	97.60%	13	158	73
Overvotes	0	0.00%	0	0	0
Undervotes	6	2.40%	0	5	1



Official Results

401 Alleyton/Altair

Justice, 1st Court of Appeals, District, Place 4

Vote For 1

	TOTAL	VOTE %	Absentee	Early Voting	Election Day
REP April Farris	189	75.60%	2	130	57
DEM Mike Engelhart	55	22.00%	11	28	16
Total Votes Cast	244	97.60%	13	158	73
Overvotes	0	0.00%	0	0	0
Undervotes	6	2.40%	0	5	1

Justice, 14th Court of Appeals, District, Place 2

Vote For 1

	TOTAL	VOTE %	Absentee	Early Voting	Election Day
REP Kevin Jewell	187	74.80%	2	128	57
DEM Cheri C. Thomas	57	22.80%	11	30	16
Total Votes Cast	244	97.60%	13	158	73
Overvotes	0	0.00%	0	0	0
Undervotes	6	2.40%	0	5	1

Justice, 14th Court of Appeals, District, Place 9

Vote For 1

	TOTAL	VOTE %	Absentee	Early Voting	Election Day
REP Randy Wilson	187	74.80%	2	128	57
DEM William Demond	57	22.80%	11	30	16
Total Votes Cast	244	97.60%	13	158	73
Overvotes	0	0.00%	0	0	0
Undervotes	6	2.40%	0	5	1

Prop No. 1 CISD

Vote For 1

	TOTAL	VOTE %	Absentee	Early Voting	Election Day
For	69	33.01%	1	48	20
Against	132	63.16%	6	90	36
Total Votes Cast	201	96.17%	7	138	56
Overvotes	0	0.00%	0	0	0
Undervotes	8	3.83%	1	5	2



Official Results

402 Eagle Lake

Statistics

	TOTAL	Absentee	Early Voting	Election Day
Registered Voters - Total	0			
Ballots Cast - Total	1,043	53	562	428
Ballots Cast - Blank	2	0	1	1
Voter Turnout - Total	0.00%			

US Representative, Dist 10

Vote For 1

	TOTAL	VOTE %	Absentee	Early Voting	Election Day
REP Michael McCaul	642	61.55%	25	365	252
DEM Linda Nuno	362	34.71%	27	182	153
LIB Bill Kelsey	12	1.15%	0	4	8
Total Votes Cast	1,016	97.41%	52	551	413
Overvotes	0	0.00%	0	0	0
Undervotes	27	2.59%	1	11	15

Governor

Vote For 1

	TOTAL	VOTE %	Absentee	Early Voting	Election Day
REP Greg Abbott	648	62.13%	24	368	256
DEM Beto O'Rourke	372	35.67%	29	184	159
LIB Mark Tippetts	8	0.77%	0	4	4
GRN Delilah Barrios	6	0.58%	0	3	3
Write-In Totals	1	0.10%	0	0	1
Not Assigned	1	0.10%	0	0	1
Total Votes Cast	1,035	99.23%	53	559	423
Overvotes	0	0.00%	0	0	0
Undervotes	8	0.77%	0	3	5

Lieutenant Governor

Vote For 1

	TOTAL	VOTE %	Absentee	Early Voting	Election Day
REP Dan Patrick	629	60.31%	21	355	253
DEM Mike Collier	379	36.34%	30	193	156
LIB Shanna Steele	21	2.01%	2	9	10
Total Votes Cast	1,029	98.66%	53	557	419
Overvotes	0	0.00%	0	0	0
Undervotes	14	1.34%	0	5	9



Official Results

402 Eagle Lake

Attorney General

Vote For 1

	TOTAL	VOTE %	Absentee	Early Voting	Election Day
REP Ken Paxton	627	60.12%	20	356	251
DEM Rochelle Mercedes Garza	377	36.15%	31	192	154
LIB Mark Ash	20	1.92%	2	6	12
Total Votes Cast	1,024	98.18%	53	554	417
Overvotes	0	0.00%	0	0	0
Undervotes	19	1.82%	0	8	11

Comptroller of Public Accounts

Vote For 1

	TOTAL	VOTE %	Absentee	Early Voting	Election Day
REP Glenn Hegar	648	62.13%	22	369	257
DEM Janet T. Dudding	350	33.56%	26	177	147
LIB V. Alonzo Echevarria-Garza	24	2.30%	4	9	11
Total Votes Cast	1,022	97.99%	52	555	415
Overvotes	0	0.00%	0	0	0
Undervotes	21	2.01%	1	7	13

Comm. General Land Office

Vote For 1

	TOTAL	VOTE %	Absentee	Early Voting	Election Day
REP Dawn Buckingham	629	60.31%	22	360	247
DEM Jay Kleberg	377	36.15%	30	189	158
GRN Alfred Molison, Jr.	6	0.58%	0	2	4
Write-In Totals	0	0.00%	0	0	0
Write-In: Carrie Evelyn Menger	0	0.00%	0	0	0
Not Assigned	0	0.00%	0	0	0
Total Votes Cast	1,012	97.03%	52	551	409
Overvotes	0	0.00%	0	0	0
Undervotes	31	2.97%	1	11	19

Commissioner of Agriculture

Vote For 1

	TOTAL	VOTE %	Absentee	Early Voting	Election Day
REP Sid Miller	638	61.17%	23	362	253
DEM Susan Hays	378	36.24%	29	191	158
Total Votes Cast	1,016	97.41%	52	553	411
Overvotes	0	0.00%	0	0	0
Undervotes	27	2.59%	1	9	17



Official Results

402 Eagle Lake

Railroad Commissioner

Vote For 1

	TOTAL	VOTE %	Absentee	Early Voting	Election Day
REP Wayne Christian	621	59.54%	21	352	248
DEM Luke Warford	351	33.65%	30	182	139
LIB Jaime Andres Diez	29	2.78%	1	10	18
GRN Hunter Wayne Crow	8	0.77%	0	5	3
Total Votes Cast	1,009	96.74%	52	549	408
Overvotes	0	0.00%	0	0	0
Undervotes	34	3.26%	1	13	20

Justice, Supreme Ct. PI. 3

Vote For 1

	TOTAL	VOTE %	Absentee	Early Voting	Election Day
REP Debra Lehrmann	634	60.79%	22	360	252
DEM Erin A. Nowell	369	35.38%	30	186	153
LIB Thomas Edward Oxford	10	0.96%	0	6	4
Total Votes Cast	1,013	97.12%	52	552	409
Overvotes	0	0.00%	0	0	0
Undervotes	30	2.88%	1	10	19

Justice, Supreme Ct. PI. 5

Vote For 1

	TOTAL	VOTE %	Absentee	Early Voting	Election Day
REP Rebeca Huddle	636	60.98%	22	360	254
DEM Amanda Reichek	376	36.05%	30	190	156
Total Votes Cast	1,012	97.03%	52	550	410
Overvotes	0	0.00%	0	0	0
Undervotes	31	2.97%	1	12	18

Justice, Supreme Ct. PI. 9

Vote For 1

	TOTAL	VOTE %	Absentee	Early Voting	Election Day
REP Evan Young	622	59.64%	22	361	239
DEM Julia Maldonado	385	36.91%	29	189	167
Total Votes Cast	1,007	96.55%	51	550	406
Overvotes	0	0.00%	0	0	0
Undervotes	36	3.45%	2	12	22



Official Results

402 Eagle Lake

Judge, Ct of Crim. Appeals, PI 5

Vote For 1

	TOTAL	VOTE %	Absentee	Early Voting	Election Day
REP Scott Walker	629	60.31%	22	364	243
DEM Dana Huffman	381	36.53%	30	188	163
Total Votes Cast	1,010	96.84%	52	552	406
Overvotes	0	0.00%	0	0	0
Undervotes	33	3.16%	1	10	22

Judge, Ct of Crim. Appeals, PI 6

Vote For 1

	TOTAL	VOTE %	Absentee	Early Voting	Election Day
REP Jesse F. McClure, III	631	60.50%	23	364	244
DEM Robert Johnson	376	36.05%	29	182	165
Total Votes Cast	1,007	96.55%	52	546	409
Overvotes	0	0.00%	0	0	0
Undervotes	36	3.45%	1	16	19

State Senator, District 17

Vote For 1

	TOTAL	VOTE %	Absentee	Early Voting	Election Day
REP Joan Huffman	638	61.17%	23	365	250
DEM Titus Benton	364	34.90%	29	181	154
Total Votes Cast	1,002	96.07%	52	546	404
Overvotes	0	0.00%	0	0	0
Undervotes	41	3.93%	1	16	24

State Representative, District 85


Vote For 1

	TOTAL	VOTE %	Absentee	Early Voting	Election Day
REP Stan Kitzman	622	59.64%	22	354	246
DEM Larry E. Baggett	359	34.42%	30	182	147
LIB Michael L. Miller	26	2.49%	0	12	14
Total Votes Cast	1,007	96.55%	52	548	407
Overvotes	0	0.00%	0	0	0
Undervotes	36	3.45%	1	14	21

Chief Justice, 1st Court of Appeals District

Vote For 1

	TOTAL	VOTE %	Absentee	Early Voting	Election Day
REP Terry Adams	624	59.83%	23	360	241
DEM Julie Countiss	363	34.80%	29	181	153
IND Ted Wood	16	1.53%	0	8	8
Total Votes Cast	1,003	96.16%	52	549	402
Overvotes	0	0.00%	0	0	0
Undervotes	40	3.84%	1	13	26



Official Results

402 Eagle Lake

Justice, 1st Court of Appeals, District, Place 4

Vote For 1

	TOTAL	VOTE %	Absentee	Early Voting	Election Day
REP April Farris	628	60.21%	22	365	241
DEM Mike Engelhart	372	35.67%	30	181	161
Total Votes Cast	1,000	95.88%	52	546	402
Overvotes	0	0.00%	0	0	0
Undervotes	43	4.12%	1	16	26

Justice, 14th Court of Appeals, District, Place 2

Vote For 1

	TOTAL	VOTE %	Absentee	Early Voting	Election Day
REP Kevin Jewell	624	59.83%	21	363	240
DEM Cheri C. Thomas	372	35.67%	30	180	162
Total Votes Cast	996	95.49%	51	543	402
Overvotes	0	0.00%	0	0	0
Undervotes	47	4.51%	2	19	26

Justice, 14th Court of Appeals, District, Place 9

Vote For 1

	TOTAL	VOTE %	Absentee	Early Voting	Election Day
REP Randy Wilson	637	61.07%	24	367	246
DEM William Demond	364	34.90%	28	177	159
Total Votes Cast	1,001	95.97%	52	544	405
Overvotes	0	0.00%	0	0	0
Undervotes	42	4.03%	1	18	23

Prop No. 1 CISD

Vote For 1

	TOTAL	VOTE %	Absentee	Early Voting	Election Day
For	35	39.77%	1	25	9
Against	49	55.68%	0	37	12
Total Votes Cast	84	95.45%	1	62	21
Overvotes	0	0.00%	0	0	0
Undervotes	4	4.55%	0	4	0



Official Results

CANVASS OF GENERAL ELECTION

I, Scott Orange, Board Vice President
(name) (office)
of CISD Board of Trustees, Columbus, Texas, met with the CISD Board of Trustees
(political subdivision holding election) (body acting as canvassing board)
sitting as the canvassing board to canvass the general election of November 8, 20 22
on November 17, 20 22 at Columbus Texas.

I certify that the figures on the tally sheets correspond with the figures on the returns.

Witness my hand this 17th day of November, 20 22.

Scott Orange
Presiding Officer of Canvassing Authority

Election Summary Results Report
General Election
November 8, 2022

Statistics

TOTAL	11 of 11
Election Day Precincts Reporting	11 of 11
Precincts Complete	0 of 11
Precincts Partially Reported	11 of 11
Absentee/ Early Precincts Reporting	11 of 11
Registered Voters - Total	0
Ballots Cast - Total	3,997
Ballots Cast - Blank	1
Voter Turnout - Total	0.00%



Rebecca Paterson
11/16/22

Official Results



101 Columbus/Glidden

Statistics

	TOTAL	Absentee	Early Voting	Election Day
Registered Voters - Total	0			
Ballots Cast - Total	1,093	54	723	316
Ballots Cast - Blank	0	0	0	0
Voter Turnout - Total	0.00%			

Prop No. 1 CISD

Vote For 1

	TOTAL	VOTE %	Absentee	Early Voting	Election Day
For	379	38.32%	18	257	104
Against	581	58.75%	27	373	181
Total Votes Cast	960	97.07%	45	630	285
Overvotes	0	0.00%	0	0	0
Undervotes	29	2.93%	1	14	14



Official Results

Election Summary Results Report
General Election
November 8, 2022

CISD Prop 1 OFFICIAL RESULTS

Colorado County

Prop No. 1 CISD

Vote For 1

	TOTAL
For	1,422
Against	2,395
Total Votes Cast	3,817
Overvotes	0
Undervotes	148



Official Results

102 Rock Island

Statistics

	TOTAL	Absentee	Early Voting	Election Day
Registered Voters - Total	0			
Ballots Cast - Total	154	2	81	71
Ballots Cast - Blank	0	0	0	0
Voter Turnout - Total	0.00%			

Prop No. 1 CISD

Vote For 1

	TOTAL	VOTE %	Absentee	Early Voting	Election Day
For	17	25.76%	0	4	13
Against	47	71.21%	2	16	29
Total Votes Cast	64	96.97%	2	20	42
Overvotes	0	0.00%	0	0	0
Undervotes	2	3.03%	0	1	1



Official Results

201 Weimar/Oakland


Statistics

	TOTAL	Absentee	Early Voting	Election Day
Registered Voters - Total	0			
Ballots Cast - Total	1,798	74	1,157	567
Ballots Cast - Blank	2	1	0	1
Voter Turnout - Total	0.00%			

Prop No. 1 CISD

Vote For 1

	TOTAL	VOTE %	Absentee	Early Voting	Election Day
For	14	34.15%	0	11	3
Against	19	46.34%	0	15	4
Total Votes Cast	33	80.49%	0	26	7
Overvotes	0	0.00%	0	0	0
Undervotes	8	19.51%	3	4	1



Official Results

202 Sheridan

Statistics

	TOTAL	Absentee	Early Voting	Election Day
Registered Voters - Total	0			
Ballots Cast - Total	350	15	154	181
Ballots Cast - Blank	0	0	0	0
Voter Turnout - Total	0.00%			

Prop No. 1 CISD

Vote For 1

	TOTAL	VOTE %	Absentee	Early Voting	Election Day
For	1	20.00%	0	1	0
Against	4	80.00%	0	1	3
Total Votes Cast	5	100.00%	0	2	3
Overvotes	0	0.00%	0	0	0
Undervotes	0	0.00%	0	0	0



Official Results

302 Frelsburg/Brushy

Statistics

	TOTAL	Absentee	Early Voting	Election Day
Registered Voters - Total	0			
Ballots Cast - Total	811	79	410	322
Ballots Cast - Blank	0	0	0	0
Voter Turnout - Total	0.00%			

Prop No. 1 CISD

Vote For 1

	TOTAL	VOTE %	Absentee	Early Voting	Election Day
For	256	32.86%	17	139	100
Against	499	64.06%	26	264	209
Total Votes Cast	755	96.92%	43	403	309
Overvotes	0	0.00%	0	0	0
Undervotes	24	3.08%	4	7	13



Official Results

303 Mentz

Statistics

	TOTAL	Absentee	Early Voting	Election Day
Registered Voters - Total	0			
Ballots Cast - Total	409	14	252	143
Ballots Cast - Blank	1	0	1	0
Voter Turnout - Total	0.00%			

Prop No. 1 CISD

Vote For 1

	TOTAL	VOTE %	Absentee	Early Voting	Election Day
For	144	35.21%	11	90	43
Against	255	62.35%	3	154	98
Total Votes Cast	399	97.56%	14	244	141
Overvotes	0	0.00%	0	0	0
Undervotes	10	2.44%	0	8	2



Official Results

304 Bernardo

Statistics

	TOTAL	Absentee	Early Voting	Election Day
Registered Voters - Total	0			
Ballots Cast - Total	356	9	193	154
Ballots Cast - Blank	0	0	0	0
Voter Turnout - Total	0.00%			

Prop No. 1 CISD

Vote For 1

	TOTAL	VOTE %	Absentee	Early Voting	Election Day
For	132	37.08%	1	67	64
Against	207	58.15%	8	116	83
Total Votes Cast	339	95.22%	9	183	147
Overvotes	0	0.00%	0	0	0
Undervotes	17	4.78%	0	10	7



Official Results

305 North Columbus/Shaws Bend

Statistics	TOTAL	Absentee	Early Voting	Election Day
Registered Voters - Total	0			
Ballots Cast - Total	1,023	49	649	325
Ballots Cast - Blank	0	0	0	0
Voter Turnout - Total	0.00%			

Prop No. 1 CISD
 Vote For 1

	TOTAL	VOTE %	Absentee	Early Voting	Election Day
For	375	36.66%	12	238	125
Against	602	58.85%	32	388	182
Total Votes Cast	977	95.50%	44	626	307
Overvotes	0	0.00%	0	0	0
Undervotes	46	4.50%	5	23	18



Official Results

401 Alleyton/Altair

Statistics	TOTAL	Absentee	Early Voting	Election Day
Registered Voters - Total	0			
Ballots Cast - Total	250	13	163	74
Ballots Cast - Blank	0	0	0	0
Voter Turnout - Total	0.00%			

Prop No. 1 CISD

Vote For 1

	TOTAL	VOTE %	Absentee	Early Voting	Election Day
For	69	33.01%	1	48	20
Against	132	63.16%	6	90	36
Total Votes Cast	201	96.17%	7	138	56
Overvotes	0	0.00%	0	0	0
Undervotes	8	3.83%	1	5	2



Official Results

402 Eagle Lake

Statistics

	TOTAL	Absentee	Early Voting	Election Day
Registered Voters - Total	0			
Ballots Cast - Total	1,043	53	562	428
Ballots Cast - Blank	2	0	1	1
Voter Turnout - Total	0.00%			

Prop No. 1 CISD

Vote For 1

	TOTAL	VOTE %	Absentee	Early Voting	Election Day
For	35	39.77%	1	25	9
Against	49	55.68%	0	37	12
Total Votes Cast	84	95.45%	1	62	21
Overvotes	0	0.00%	0	0	0
Undervotes	4	4.55%	0	4	0



Official Results